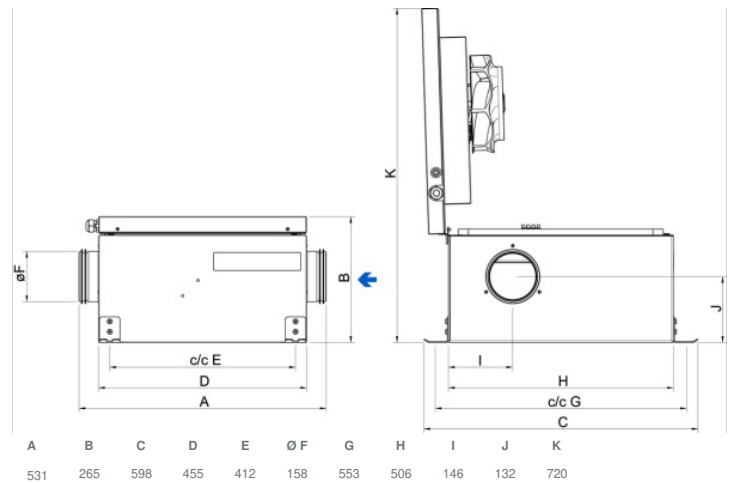




Technical parameters

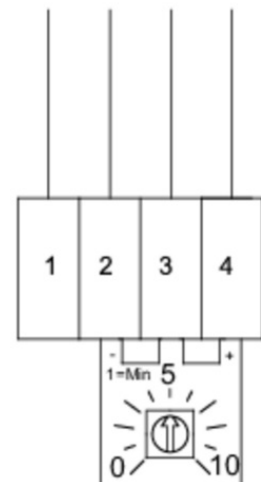
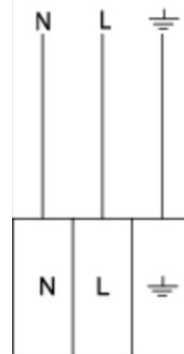
Nominal data	
Voltage (nominal)	230 V
Frequency	50; 60 Hz
Phases	1~
Input power	60 W
Input current	0.484 A
Impeller speed	2,541 rpm
Air flow	max 520 m ³ /h
Temperature of transported air	max 60 °C
Max temperature of transported air, when speed controlled	60 °C
Sound data	
Sound pressure level at 3m (20m ² Sabin)	38 dB(A)
Protection/Classification	
Enclosure class, motor	IP54
Insulation class	B
Data according to ErP	
Energy class, Basic unit	E
Energy class, Local demand	B
ErP ready	ErP 2018
Dimensions and weights	
Duct dimension; Circular, inlet	160 mm
Duct dimension; Circular, outlet	160 mm
Weight	16.8 kg
Others	
Duct connection type	Circular
Motor type	EC

Dimension



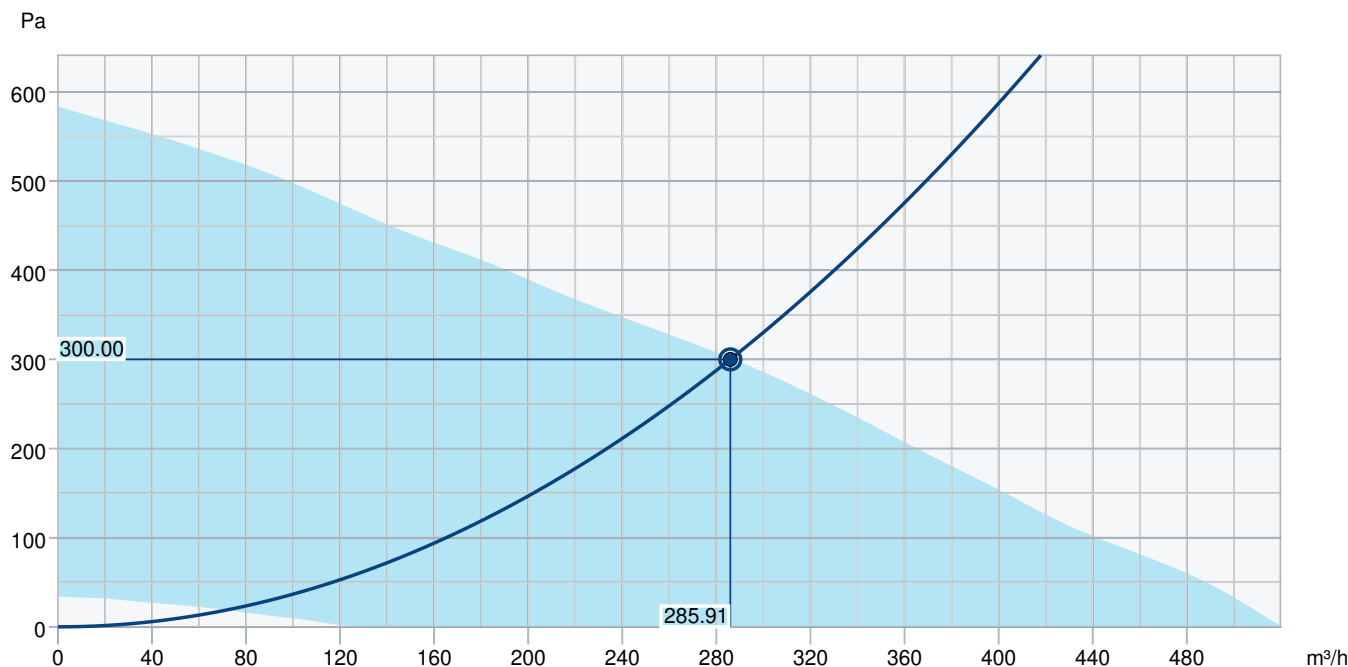
Wiring

230V 1~



Terminal	Cable	Description
1	White	Tacho output, Isink max 10mA
2	Blue	GND
3	Yellow	Control input 0-10 VDC/PWM
4	Red	Output 10 VDC max 1.1 mA

Performance curve



Hydraulic data										
Required air flow	286 m³/h									
Required static pressure	300 Pa									
Working air flow	286 m³/h									
Working static pressure	300 Pa									
Air density	1.204 kg/m³									
Power	59.4 W									
Fan control - RPM	2,540 rpm									
Current	0.50 A									
SFP	0.748 kW/m³/s									
Control voltage	10.0 V									
Supply voltage	230 V									
Sound power level		63	125	250	500	1k	2k	4k	8k	Total
Inlet	dB(A)	51	48	56	45	40	36	29	24	58
Outlet	dB(A)	57	59	66	63	61	60	51	40	70
Surrounding	dB(A)	15	29	44	35	28	26	19	14	44
Sound pressure level at 3m (20m² Sabine)	dB(A)	-	-	-	-	-	-	-	-	37
Sound pressure level at 3m free field	dB(A)	-	-	-	-	-	-	-	-	23
Accessories										

Accessories

CXE/AVC Modbus (37256)

EC-Basic-H humidity (24807)

EC-Basic-U universal 0-10V (24806)

EC-Vent control board (3115)

IGK-160 Wall Grid (1632)

MTV-1/010 Controller 0..10V+ (30650)

REV-3POL/03-7.5kW R/Y (33978)

Step switch S-5EC-2, 0-10V (449084)

CO2RT-R-D Transmitter (6993)

Presence detector/IR24-P (6995)

Safety switch 2-pole grey (210679)

CB 160-2,1 230V/1 Duct heater (5292)

CB 160-5,0 400V/2 Duct heater (5383)

CBMF 160-2,1 230V/1 Duct heater (12244)

FFR 160 Filter cassette (1770)

FK 160 Fast clamp (1610)

LDC 160-600 Silencer (5192)

RSK-160 Back draft damper (5601)

VBC 160-3 Water heating batt (9840)

Room hygrostat HR-S (286251)

EC-Basic-CO2 and temperature (24808)

EC-Basic-T temperature (24805)

EC-Selector (9908)

EC-Vent Room Unit (3018)

MTP 10, 10K, Speed control (32731)

Potentiometer MTP 20, 0-10V (310220)

SG 160 Protection guard (5608)

VKK-160 Back draft damper (1625)

HR1 Room Humidistat (215150)

RT 0-30 Room Thermostat (5151)

CB 160-1,2 230V/1 Duct heater (5291)

CB 160-2,7 230V/1 Duct heater (5382)

CBM 160-2,1 230V/1 Duct heater (5482)

CWK 160-3-2,5 Duct cooler,circ (30022)

FGR 160 Filter cassette (1809)

LDC 160-300 Silencer (53108)

LDC 160-900 Silencer (5193)

VBC 160-2 Water heating batt (5458)

VBF 160 Water heating battery (1731)

Documents

INSTALLATION_OPERATION_AND_MAINTENANCE_INSTRUCTION_KV_DUO_KVK_DUO_KVK_003_EN.PDF

COMMISSIONING_RECCORD_FANS_EN.PDF