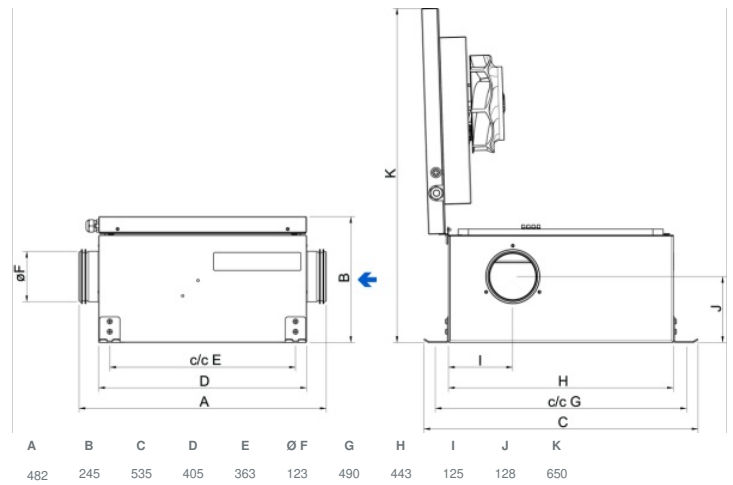




Technical parameters

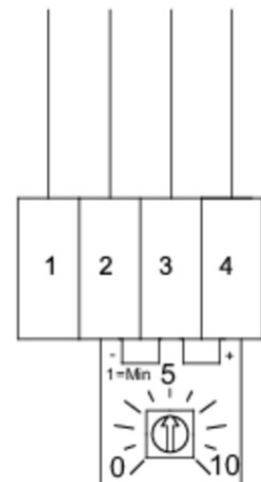
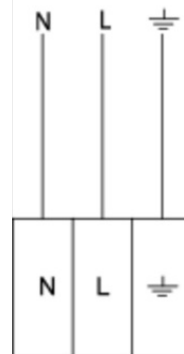
Nominal data	
Voltage (nominal)	230 V
Frequency	50; 60 Hz
Phases	1~
Input power	75 W
Input current	0.633 A
Impeller speed	3,243 rpm
Air flow	max 436 m ³ /h
Temperature of transported air	max 55 °C
Max temperature of transported air, when speed controlled	55 °C
Sound data	
Sound pressure level at 3m (20m ² Sabin)	46 dB(A)
Protection/Classification	
Enclosure class, motor	IP54
Insulation class	B
Data according to ErP	
Energy class, Basic unit	E
Energy class, Local demand	B
ErP ready	ErP 2018
Dimensions and weights	
Duct dimension; Circular, inlet	125 mm
Duct dimension; Circular, outlet	125 mm
Weight	13.7 kg
Others	
Duct connection type	Circular
Motor type	EC

Dimension



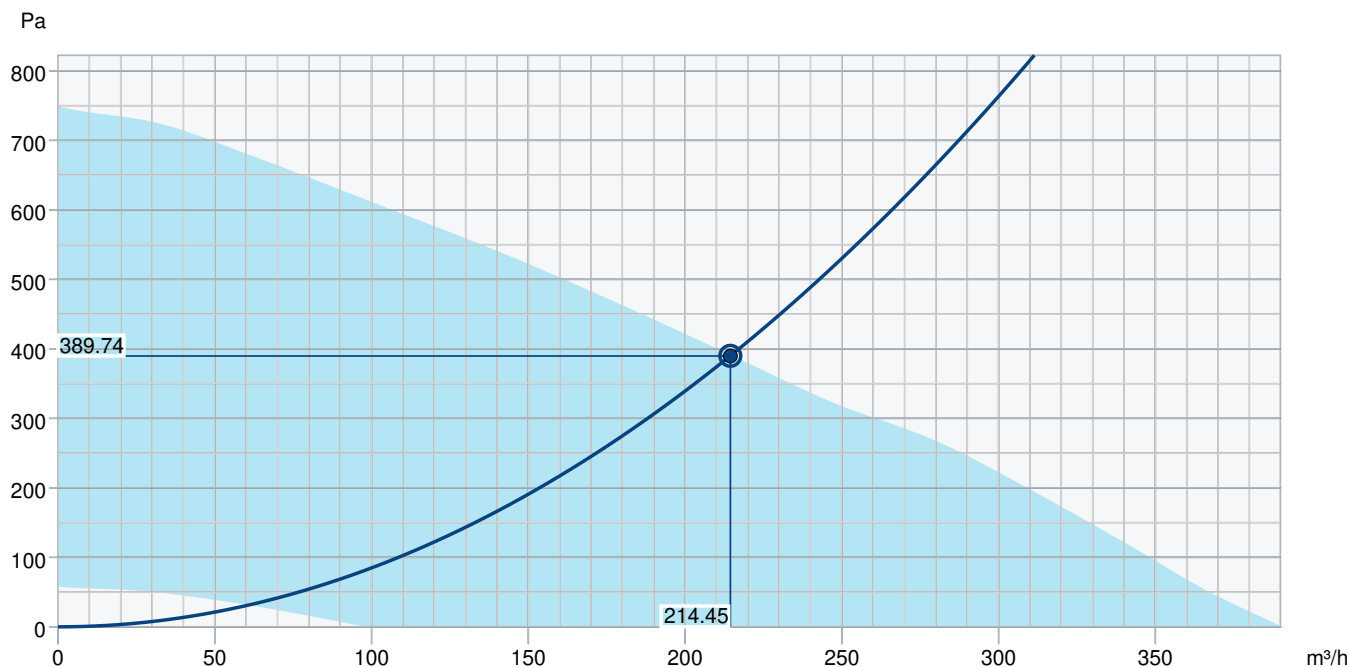
Wiring

230V 1~



Terminal	Cable	Description
1	White	Tacho output, Isink max 10mA
2	Blue	GND
3	Yellow	Control input 0-10 VDC/PWM
4	Red	Output 10 VDC max 1.1 mA

Performance curve



Hydraulic data										
Required air flow	214 m³/h									
Required static pressure	390 Pa									
Working air flow	214 m³/h									
Working static pressure	390 Pa									
Air density	1.204 kg/m³									
Power	73.9 W									
Fan control - RPM	3,524 rpm									
Current	0.60 A									
SFP	1.241 kW/m³/s									
Control voltage	10.0 V									
Supply voltage	230 V									
Sound power level		63	125	250	500	1k	2k	4k	8k	Total
Inlet	dB(A)	55	54	54	53	47	45	41	38	61
Outlet	dB(A)	59	61	65	69	68	65	58	51	74
Surrounding	dB(A)	25	36	37	43	37	38	38	30	47
Sound pressure level at 3m (20m² Sabine)	dB(A)	-	-	-	-	-	-	-	-	40
Sound pressure level at 3m free field	dB(A)	-	-	-	-	-	-	-	-	26
Accessories										

Accessories

CXE/AVC Modbus (37256)

EC-Basic-H humidity (24807)

EC-Basic-U universal 0-10V (24806)

EC-Vent control board (3115)

MTP 10, 10K, Speed control (32731)

Potentiometer MTP 20, 0-10V (310220)

SG 125 Protection guard (5607)

VKK-125 Back draft damper (1624)

HR1 Room Humidistat (215150)

Presence detector/IR24-P (6995)

Safety switch 2-pole grey (210679)

CB 125-0,6 230V/1 Duct heater (5289)

CB 125-1,8 230V/1 Duct heater (5377)

CBMF 125-1,2 230V/1 Duct heater (12242)

FFR 125 Filter cassette (1768)

FK 125 Fast clamp (1608)

LDC 125-300 Silencer (53722)

LDC 125-900 Silencer (5191)

THB 160 Hood w.cover pl. black (1764)

VBC 125-2 Water heating batt (5457)

Room hygrostat HR-S (286251)

EC-Basic-CO2 and temperature (24808)

EC-Basic-T temperature (24805)

EC-Selector (9908)

EC-Vent Room Unit (3018)

MTV-1/010 Controller 0..10V+ (30650)

REV-3POL/03-7,5kW R/Y (33978)

Step switch S-5EC-2, 0-10V (449084)

CO2RT-R-D Transmitter (6993)

IGK-125 Wall Grid (1631)

RT 0-30 Room Thermostat (5151)

VBC 125-3 Water heating batt (9839)

CB 125-1,2 230V/1 Duct heater (5290)

CBM 125-1,2 230V/1 Duct heater (5480)

CWK 125-3-2,5 Duct cooler,circ (30021)

FGR 125 Filter cassette (1804)

LDC 125-1200 Silencer (5997)

LDC 125-600 Silencer (5190)

RSK-125 Back draft damper (5598)

THS 160 Hood w.cover pl. black (1839)

VBF 125 Water heating battery (1730)

Documents

INSTALLATION_OPERATION_AND_MAINTENANCE_INSTRUCTION_KV_DUO_KVK_DUO_KVK_003_EN.PDF

COMMISSIONING_RECCORD_FANS_EN.PDF

