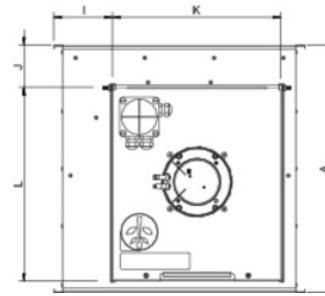
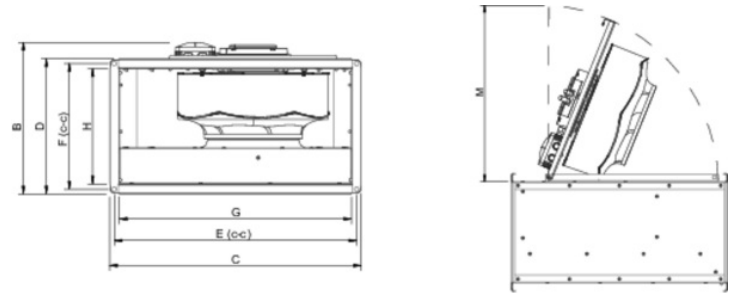


Technical parameters

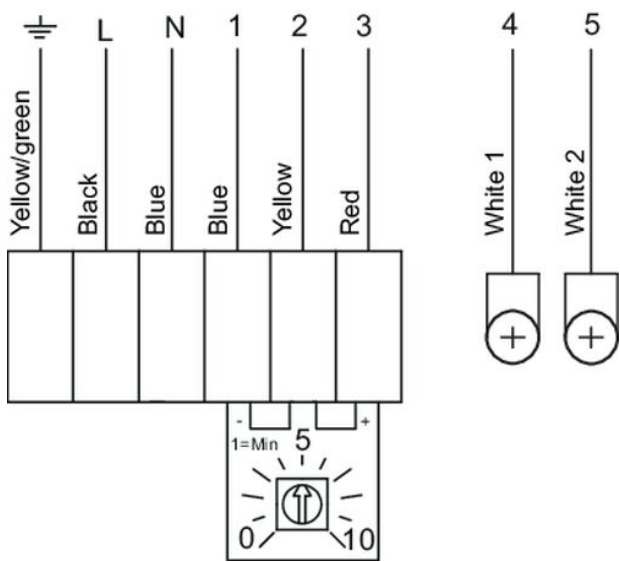
Nominal data	
Voltage (nominal)	230 V
Frequency	50; 60 Hz
Phases	1~
Input power	405 W
Input current	1.78 A
Impeller speed	2,185 rpm
Air flow	max 2,498 m ³ /h
Temperature of transported air	max 60 °C
Max temperature of transported air, when speed controlled	60 °C
Sound data	
Sound pressure level at 3m (20m ² Sabin)	62 dB(A)
Protection/Classification	
Enclosure class, motor	IP54
Insulation class	B
Data according to ErP	
ErP ready	ErP 2018
Dimensions and weights	
Duct dimension, inlet (height x width)	250 x 500 mm
Duct dimension, outlet (height x width)	250 x 500 mm
Weight	17 kg
Others	
Duct connection type	Rectangular
Motor type	EC

Dimension



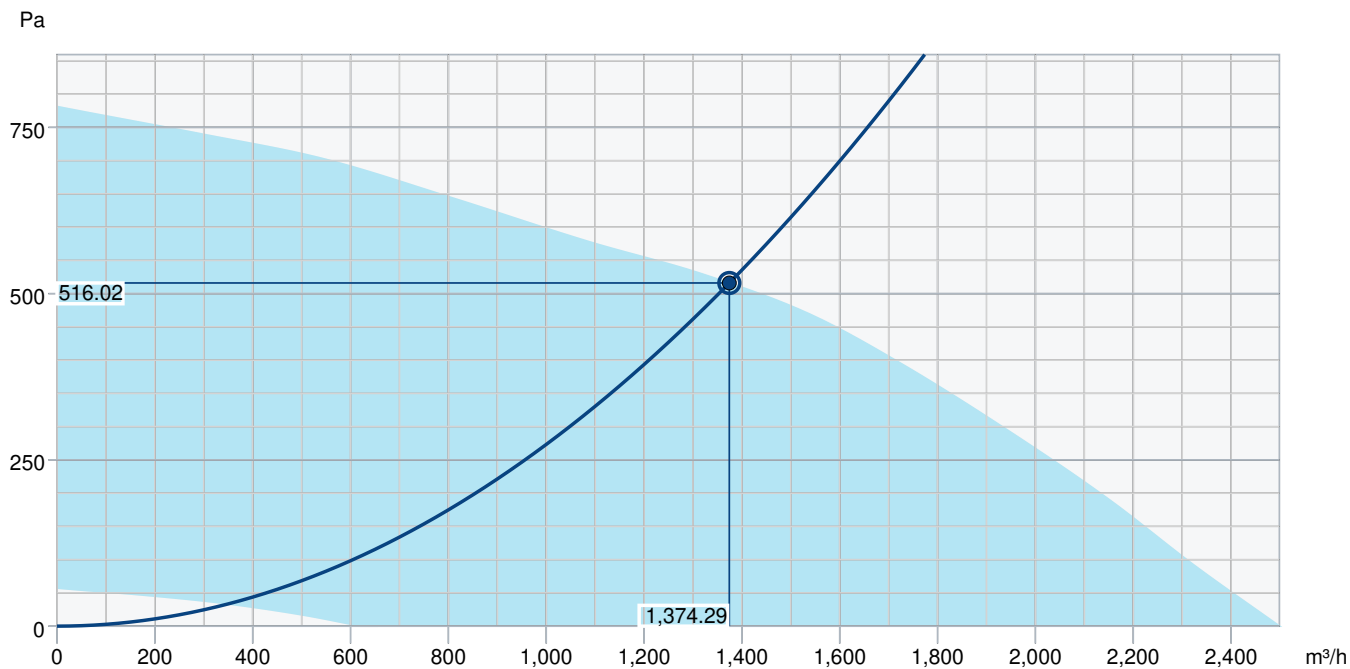
	A	B	C	D	E	F	G	H	I	J	K	L	M
RS 50-25	53	32	54	29	52	27	49	24	12	8	36	41	
EC	2	6	0	0	0	0	8	8	5	7	6	7	427

Wiring



Terminal	Cable	Description
1	Blue	GND
2	Yellow	Control input 0-10VDC
3	Red	Output 10VDC max 10 mA
4	White	Alarm NC
5	White	Alarm COM

Performance curve



Hydraulic data										
Required air flow										1,374 m³/h
Required static pressure										516 Pa
Working air flow										1,374 m³/h
Working static pressure										516 Pa
Air density										1.204 kg/m³
Power										385.5 W
Fan control - RPM										2,188 rpm
Current										1.73 A
SFP										1.010 kW/m³/s
Control voltage										10.0 V
Supply voltage										230 V
Sound power level		63	125	250	500	1k	2k	4k	8k	Total
Inlet	dB(A)	54	67	76	66	69	63	59	52	78
Outlet	dB(A)	55	68	76	74	74	70	64	56	81
Surrounding	dB(A)	33	54	68	55	61	49	40	33	69
Sound pressure level at 3m (20m² Sabine)	dB(A)	-	-	-	-	-	-	-	-	62
Sound pressure level at 3m free field	dB(A)	-	-	-	-	-	-	-	-	48
Accessories										

Accessories

EC-Basic-CO2 and temperature (24808)

EC-Basic-T temperature (24805)

EC-Vent control board (3115)

GFL 50-25 Counter flange (2706)

MTV-1/010 Controller 0..10V+ (30650)

REV-3POL/03-7,5kW R/Y (33978)

CO2RT-R-D Transmitter (6993)

HR1 Room Humidistat (215150)

RT 0-30 Room Thermostat (5151)

T 120 Timer (5165)

DXRE 50-25-3-2,5 Duct cooler (7952)

LDR 50-25 Silencer (5070)

RB 50-25/15-1 400V/3 Duct heat (9629)

RBM 50-25/15 400V/3 Duct heater (5451)

VBR 50-30-2 Water heating batt (5465)

TUNE-S-500x250-M0 (420829)

TUNE-S-500x250-M5 (420834)

EC-Basic-H humidity (24807)

EC-Basic-U universal 0-10V (24806)

EC-Vent Room Unit (3018)

MTP 10, 10K, Speed control (32731)

Potentiometer MTP 20, 0-10V (310220)

Step switch S-5EC-2, 0-10V (449084)

DTV500A (96807)

Presence detector/IR24-P (6995)

Safety switch 2-pole grey (210679)

DS 50-25 Flexible connection (1542)

FFK 50-25 Filter cassette rect (1752)

PGK 50-25-3-2,0 Duct cooler (6606)

RB 50-25/22-2 400V/3 Duct heat (9633)

VBR 50-25-4 Water heating batt (5472)

Room hygostat HR-S (286251)

TUNE-S-500x250-M4 (420833)

Documents

INSTALLATION_OPERATION_AND_MAINTENANCE_INSTRUCTION_KE__KT__RS__RSI__EN_002.PDF

COMMISSIONING_RECORD_FANS__EN.PDF