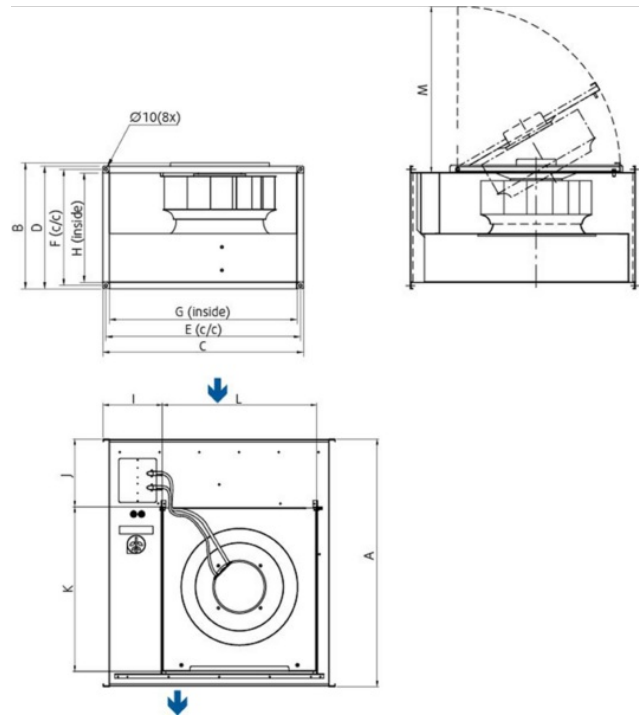


Technical parameters

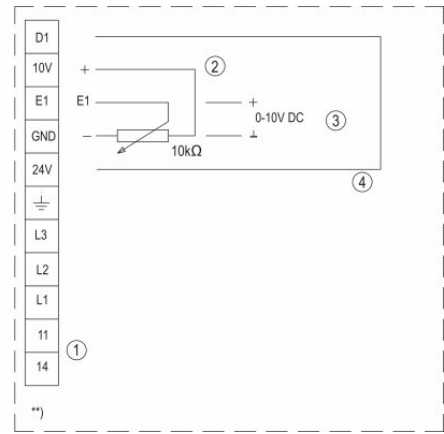
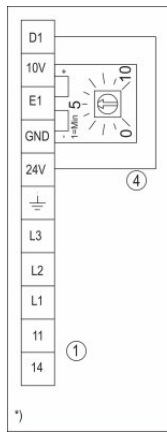
Nominal data	
Voltage (nominal)	400 V
Frequency	50; 60 Hz
Phases	3~
Input power	2,075 W
Input current	3.21 A
Impeller speed	1,415 rpm
Air flow	max 11,250 m ³ /h
Temperature of transported air	max 60 °C
Max temperature of transported air, when speed controlled	60 °C
Sound data	
Sound pressure level at 3m (20m ² Sabin)	68 dB(A)
Protection/Classification	
Enclosure class, motor	IP54
Insulation class	F
Data according to ErP	
ErP ready	ErP 2018
Dimensions and weights	
Duct dimension, inlet (height x width)	500 x 1,000 mm
Duct dimension, outlet (height x width)	500 x 1,000 mm
Weight	76.8 kg
Others	
Motor type	EC

Dimension



RS EC/AC	A	B	C	D	E	F	G	H	I	J	K	L	M
70-40	78 7	46 5	740	44 0	720	42 0	69 8	39 8	189	21 5	52 4	49 1	51 8
80-50	88 2	58 0	840	54 1	820	52 0	79 8	49 8	182, 5	19 1	64 4	61 4	63 8
100-50	98 2	58 0	104 0	54 0	102 0	52 0	99 8	49 8	287	26 0	68 4	63 4	67 8

Wiring



1) = Internal potentiometer

2) = External speed control

1 11 & 14 = Alarm

For operation the relay is energized, connections "11" and "14" are bridged.

For fault the relay is de-energized (Diagnostics/faults).

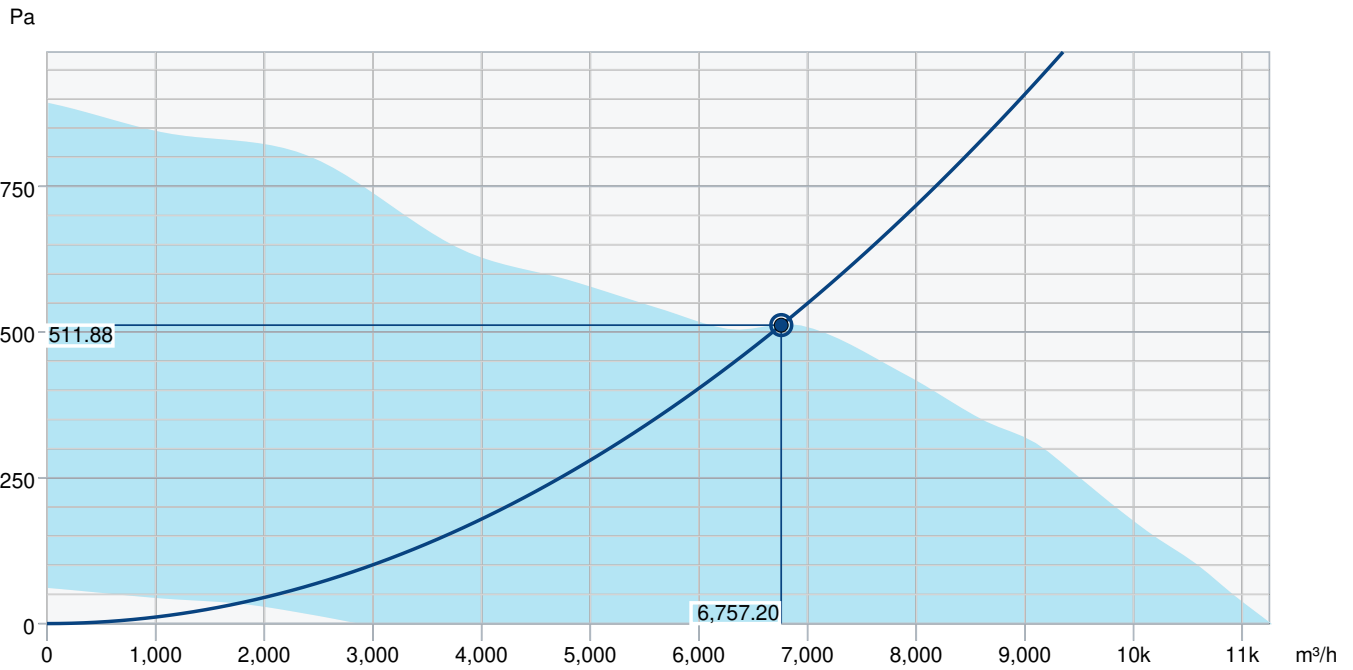
Contact rating max. AC 250V 2A.

2 External potentiometer

3 External input DC 0...10V

4 External ON / OFF control via potential free contact

Performance curve



Hydraulic data	
Required air flow	6,758 m³/h
Required static pressure	512 Pa
Working air flow	6,757 m³/h
Working static pressure	512 Pa
Air density	1.204 kg/m³
Power	1,894.5 W
Fan control - RPM	1,413 rpm
Current	2.96 A
SFP	1.009 kW/m³/s
Control voltage	10.0 V
Supply voltage	400 V

Sound power level		63	125	250	500	1k	2k	4k	8k	Total
Inlet	dB(A)	69	81	79	83	81	79	74	66	88
Outlet	dB(A)	72	83	82	84	85	80	74	65	90
Surrounding	dB(A)	54	73	66	66	64	60	55	48	75
Sound pressure level at 3m (20m² Sabine)	dB(A)	-	-	-	-	-	-	-	-	68
Sound pressure level at 3m free field	dB(A)	-	-	-	-	-	-	-	-	54

Accessories

Accessories

DS 100-50 Flexible connection (1555)

EC-Basic-H humidity (24807)

EC-Basic-U universal 0-10V (24806)

EC-Vent Room Unit (3018)

MTV-1/010 Controller 0..10V+ (30650)

REV-5POL/05-7,5kW R/Y (33979)

WSG 100-50 weather prot.guard (30596)

DTV200 (6261)

HR1 Room Humidistat (215150)

RB 100-50/45-3 400V/3 Duct hea (9649)

Safety switch 3-pole grey (210680)

DXRE 100-50-3-2,5 Duct cooler (7959)

LDR 100-50 Silencer (5067)

RB 100-50/68-4 400V/3 Duct hea (9650)

VBR 100-50-3 Water heating bat (5478)

TUNE-S-1000x500-M0 (421805)

TUNE-S-1000x500-M5 (421810)

EC-Basic-CO2 and temperature (24808)

EC-Basic-T temperature (24805)

EC-Vent control board (3115)

MTP 10, 10K, Speed control (32731)

Potentiometer MTP 20, 0-10V (310220)

Step switch S-5EC-2, 0-10V (449084)

CO2RT-R-D Transmitter (6993)

DTV500A (96807)

Presence detector/IR24-P (6995)

RT 0-30 Room Thermostat (5151)

T 120 Timer (5165)

FFK 100-50 filter cassette (30237)

PGK 100-50-3-2,0 Duct cooler (6601)

VBR 100-50-2 Water heating bat (5470)

Room hygrostat HR-S (286251)

TUNE-S-1000x500-M4 (421809)

Documents

INSTALLATION_OPERATION_AND_MAINTENANCE_INSTRUCTION_KE__KT__RS__RSI__EN_002.PDF

COMMISSIONING_RECORD_FANS__EN.PDF