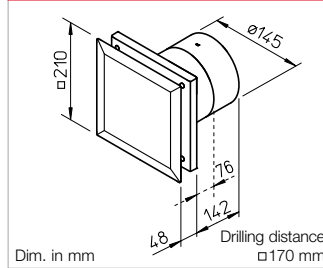


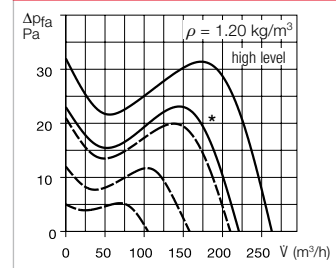
M1/150



Dimensions M1/150



Performance curve M1/150



\* low level  
--- Example performance levels of 0-10 V type with continuously variable control

Premium class small room fans. The design and performance of the MiniVent M1/150 set new standards in the field of compact fans. With its multi-award-winning design, the M1/150 blends in harmoniously in all environments. The enclosed, well-designed facade completely prevents viewing of the fan clogging zone. All M1/150 models come with high efficiency EC drive technology, with 2 performance levels or continuously variable and tight-closing back-draught shutters as standard. The noise level is extremely low thanks to Helios ultraSilence technology. Available with turn-off delay mode and interval mode, continuously variable speed control or barrier-free automatic functions, such as the humidity control function. The humidity control function responds to the

rate of humidity increase with intelligent electronics and effectively prevents mould formation. Universally applicable for the ventilation of medium-sized rooms in private, commercial and industrial buildings.

■ Features

- Extremely low power consumption of just 6 Watts at  $\dot{V} = 220 \text{ m}^3/\text{h}$ .
- Ultra quiet thanks to ultraSilence technology; just 35 dB(A) at  $\dot{V} = 220 \text{ m}^3/\text{h}$ .
- Pressure performance:  $180 \text{ m}^3/\text{h}$  volume flow at 31 Pa resistance.  $260 \text{ m}^3/\text{h}$  free blowing,  $\Delta P$  max. 33 Pa.
- In case of restricted space conditions, the M1/150 guide wheel can be easily removed. This reduces the installation depth from 142 to just 76 mm.

- Compact dimensions for universal flush-mounted installation in walls, shafts and ceilings with NW 150/160
- All parts are made of high-quality plastic, colour: white.
- Ball bearings and motor are designed for continuous loads, constant output and lifelong functional reliability.
- Motor with thermal overload protection, maintenance-free and radio interference-free.
- Applicable in wet room zone 1 according to DIN VDE 0100-701.
- Electrical supply line can be surface or flush-mounted.
- Practical quick installation due to screwless connection terminals.
- The 0-10 V type offers a wide range of applications in combination with  $\text{CO}_2$ , VOC or temperature sensors. The min./max. speed is fully adjustable and

continuously variable control via potentiometer is also possible. Control takes place via three level switches or continuously variably via universal control systems or electronic differential pressure/temperature controllers. A potential-free relay outlet is available as standard for the connection of an electrical shut-

Type	M1/150	M1/150 N/C	M1/150 F	M1/150 0-10 V
Ref. no.	06041	06042	06043	06044
Version	Standard model with two speed levels	Like M1/150, with codeable turn-off delay & interval model <sup>1)</sup>	Like M1/150, with humidity control function <sup>1)4)</sup>	Continuously variable control
Turn-off delay time, min., optional at high, low or both levels	—	6, 10, 15, 21 adjustable	6, 12, 18, 24 adjustable <sup>3)</sup>	6
Interval mode, hours, optional at high, low or both levels	—	0, 8, 12, 24 adjustable	—	—
Start-up delay approx. sec.	—	0, 45, 90, 120	0, 45, 90, 120 <sup>3)</sup>	—
Inner shutter, removable	Yes	Yes	Yes	Yes
Flow rate free blowing $\text{m}^3/\text{h}$	260 / 220	260 / 220	260 / 220	260-50
Impeller $\varnothing$ mm	137	137	137	137
Speed $\text{min}^{-1}$	1900 / 1600	1900 / 1600	1900 / 1600	1900 -980
Voltage / Frequency 50 Hz	230 V	230 V	230 V	230 V
Power consumption W	8 / 4.5	8 / 5	9 / 6	9 / min. 3.5
Rated current A	0.08 / 0.06	0.10 / 0.09	0.08 / 0.06	0.08 / 0.035
Sound pressure level dB(A) at 3 m <sup>2)</sup>	39 / 35	39 / 35	39 / 35	max. 39
Wiring diagram no.	1080	1081	1082	1083
Electrical supply line NYM-O in mm <sup>2</sup>	3 x 1.5	4 x 1.5	4 x 1.5	2 x 1.5 <sup>5)</sup>
Protection class II, protection category	IP45	IP45	IP45	IP45
Max. air flow temperature	+40 °C	+40 °C	+40 °C	+40 °C
Weight approx. kg	1.20	1.20	1.20	1.20

<sup>1)</sup> All codeable times and electronic functions optionally adjustable at high, low or both performance levels.

<sup>2)</sup> Free field conditions.

<sup>3)</sup> For manual operation.

<sup>4)</sup> Limit values from 40-90 % continuously variably adjustable.

<sup>5)</sup> Additional connection cable provided for relay output.

**Beautiful and clean**

Air flows into the M1 from all sides. The front facade is completely closed and elegantly conceals the bothersome clogging zone in conventional compact fans.

The M1 blends in harmoniously in all environments. The smooth-surfaced front facade always remains easy to maintain and clean.


**Intelligent humidity control function**

The humidity control function of type M1/150 F automatically activates the fan depending on the humidity increase rate. The turn-off delay time depends on the room humidity reduction. In case of constantly high humidity, the fan will automatically switch to interval mode.



**Rapid connection**

The electrical connection is enormously facilitated by a generously dimensioned, circumferential cable storage space on the back of the unit, the full rotatability of the casing and screwless terminals.

Long-life ball bearings for 40.000 operating hours allow installation in any position, even directly in the ceiling.


**Flexible installation depth**

The removeable guide wheel reduces the installation depth from 142 to 76 mm. Installation possible with or without back-draught shutters.


**Applicable in wet room zone 1**

MiniVent M1/150 complies with jet water protection IPX5, insulation protection class II and may be used in zone 1 according to DIN VDE 0100-701.

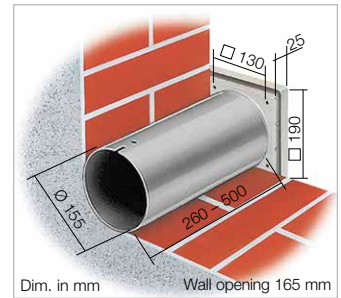

**Wall mounting kit**

**WES 150** Ref. no. 00537

Two telescoping plastic ducts serve as the wall/feed duct; for flush-mounted installation.

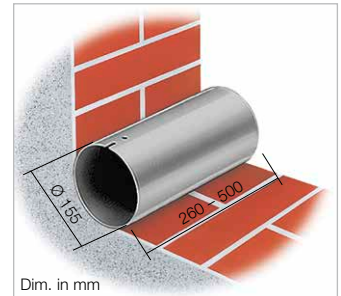
External wall connection possible in two ways:

- Frame with three blades as an automatic shutter.
- Use of the frame with fixed grille. All parts made of high-quality plastic.


**Telescopic wall sleeve**

**TWH 150** Ref. no. 06354

Like WES, but without shutter and grille.


**Operating and speed switch**  
**0-1-2 for standard model**

**MVB** Ref. no. 06091

With functions On/Off, low and high speed.

Load capacity 3 A (ind.)  
 Voltage 230 V, 1~, 50/60 Hz  
 Protection category IP 30  
 Installation in standard flush-mounted box  
 Dimensions mm W 80 x H 80 x D 15  
 Weight approx. 0.1 kg


**Speed switch for**  
**M1/150 N/C and M1/150 F**

**DSEL 2** Ref. no. 01306

With functions On/Off, low and high speed.

Load capacity 3 A (ind.)  
 Voltage 230 V, 1~, 50/60 Hz  
 Protection category IP 30  
 Installation in standard flush-mounted box  
 Dimensions mm W 80 x H 80 x D 15  
 Weight approx. 0.1 kg


**Speed potentiometer for M1/150**  
**0-10 V**

With functions On/Off, continuously variable speed control.

**PU 10** Ref. no. 01734  
 For flush-mounted installation.

Installation in standard flush-mounted box  
 Dim. mm W 80 x H 80 x D 21 protr.

**PA 10** Ref. no. 01735  
 For surface-mounted installation.

Casing Surface installation  
 Dimensions mm W 80 x H 80 x D 65


**Accessory details Page**

Flexible ventilation ducts, roof outlets and ventilation grilles	561 ff.
Intake air elements	586 ff.
Universal control system, Speed potentiometer	613 ff.

