

KVRI 6035 EC 31

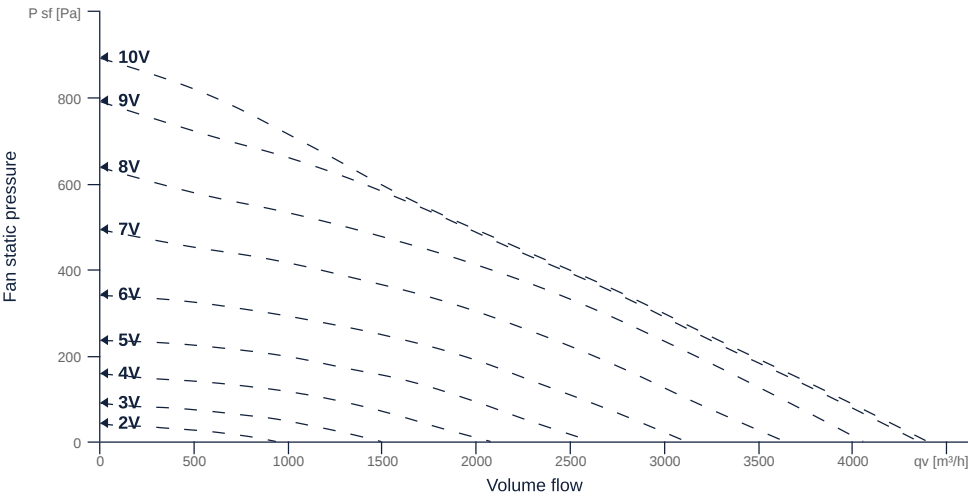
131440

- Backward curved radial impeller
- Swing out fan unit
- Galvanized sheet steel housing, double-walled, 25 mm mineral wool
- High efficiency EC motor, steplessly controllable
- Conveyed medium temperature up to 60 °C in continuous operation



MAP

Name	Value	Unit
Volume flow	0	m³/h
Pressure	0	Pa



zur Produktseite

KVRI 6035 EC 31

131440

ruck

GENERAL DATA

Name	Value	Unit	Formula symbol
ERP conformity	Yes		
Certifications	CE, UKCA		
Duct size	600x350		WxH _{duct}
Pipe connection size (DN)	-		DN
Rated voltage (entire device)	230	V	U _{rated}
Phases (entire device)	1~		phase
Electrical protection (entire device)	6 A		fuse
Housing material	Galvanized steel		mat _{casing}
Impeller material	Plastic		mat _{impeller}
IP-protection class (entire device)	IPX4		IP _{compl}
IP-Protection class (terminal box)	IP44		IP _{ebox}
Weight	37	kg	m
Nominal air flow rate, nominal point m³/h	2347.2	m³/h	q _{v,nom}
Nominal external pressure, static	426.4	Pa	p _{s,nom}
Fan type	Radial		Fan _{type}
Category / Installation situation	A		cat

ERP DATA (LOT 6)

Name	Value	Unit	Formula symbol
Nominal air flow rate, nominal point m³/s	0.65	m³/s	q _{v,nom}
Actual electrical input power, nominal point	0.52	kW	P _{e,nom}
Face velocity, nominal point	3.1	m/s	v _{nom}
Nominal external pressure, static	426.4	Pa	p _{s,nom}
supply air fan static efficiency, nominal point	65.1	%	η _{es,SUP}
Enclosure sound level, nominal point	68	dB(A)	L _{WA2}
Rating	Product is compliant 2018		



zur Produktseite

KVRI 6035 EC 31

131440



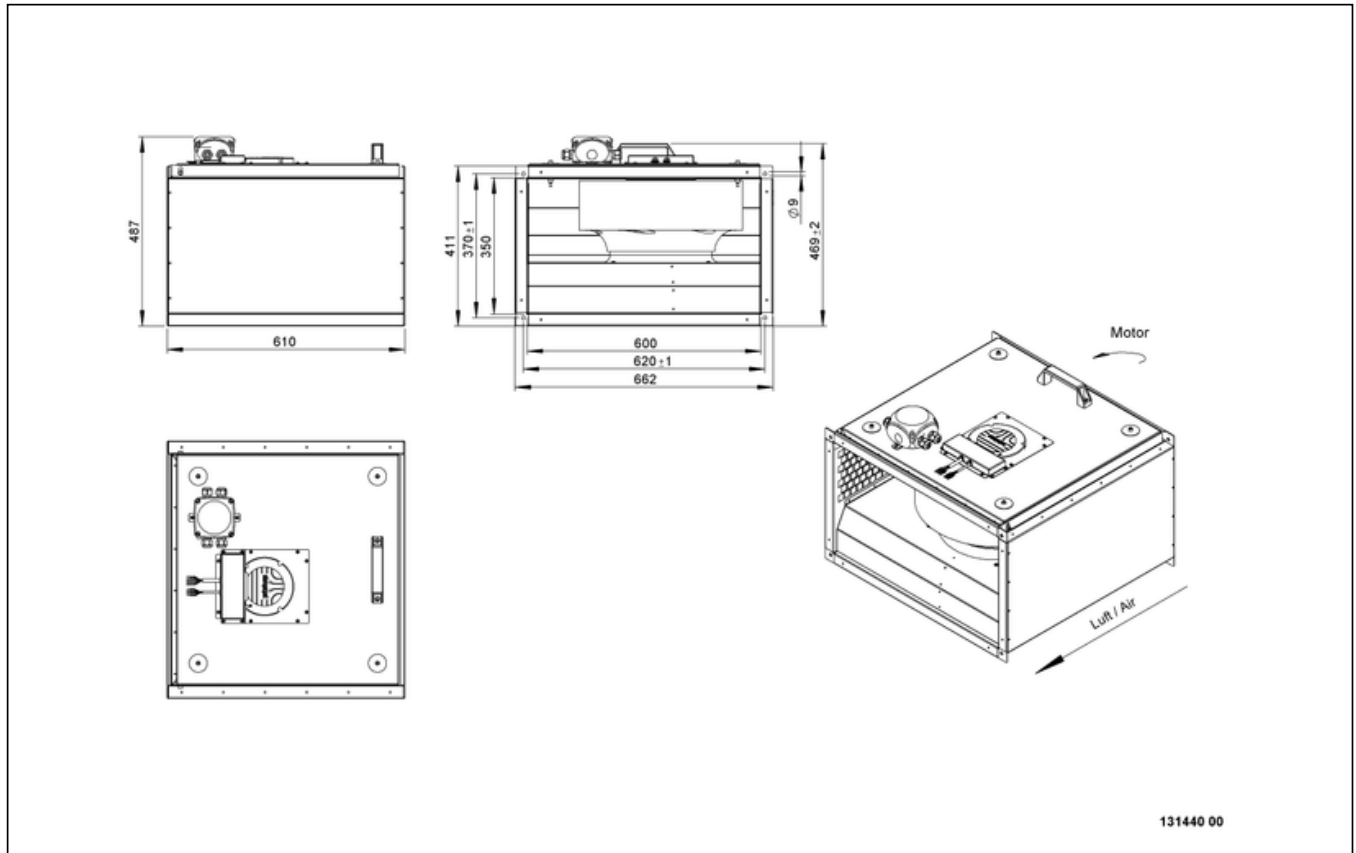
MAXIMAL DATA

Name	Value		Unit	Formula symbol
	50 Hz	60 Hz		
Max. power consumption (device)	523	523	W	P _{ed, max}
Max. operating current (device)	2.42	2.42	A	I _{ed, max}
Max. speed	1910	1910	1/min	n _{max}
Max. stat. efficiency	49.4	49.4	%	η _{es}
Max. fan efficiency	50	50	%	η _e
Max. flowrate	4390	4390	m³/h	Q _{v, max}
Max. stat pressure	890	890	Pa	p _{sf, max}
Max. medium temperature	50	50	°C	T _{m, max}
Max. environment temperature	50	50	°C	T _{amb, max}
Min. environment temperature	-25	-25	°C	T _{amb, min}



[zur Produktseite](#)

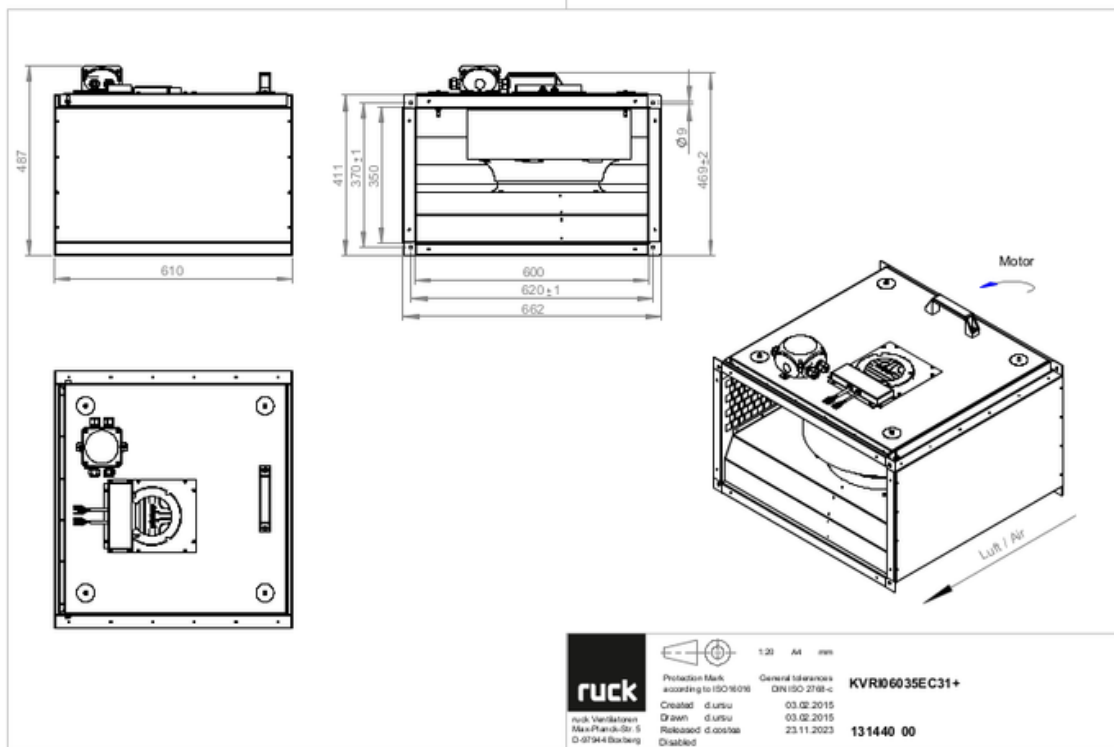
SCHALTPLÄNE / MASSZEICHNUNGEN



KVRI 6035 EC 31

131440

ruck

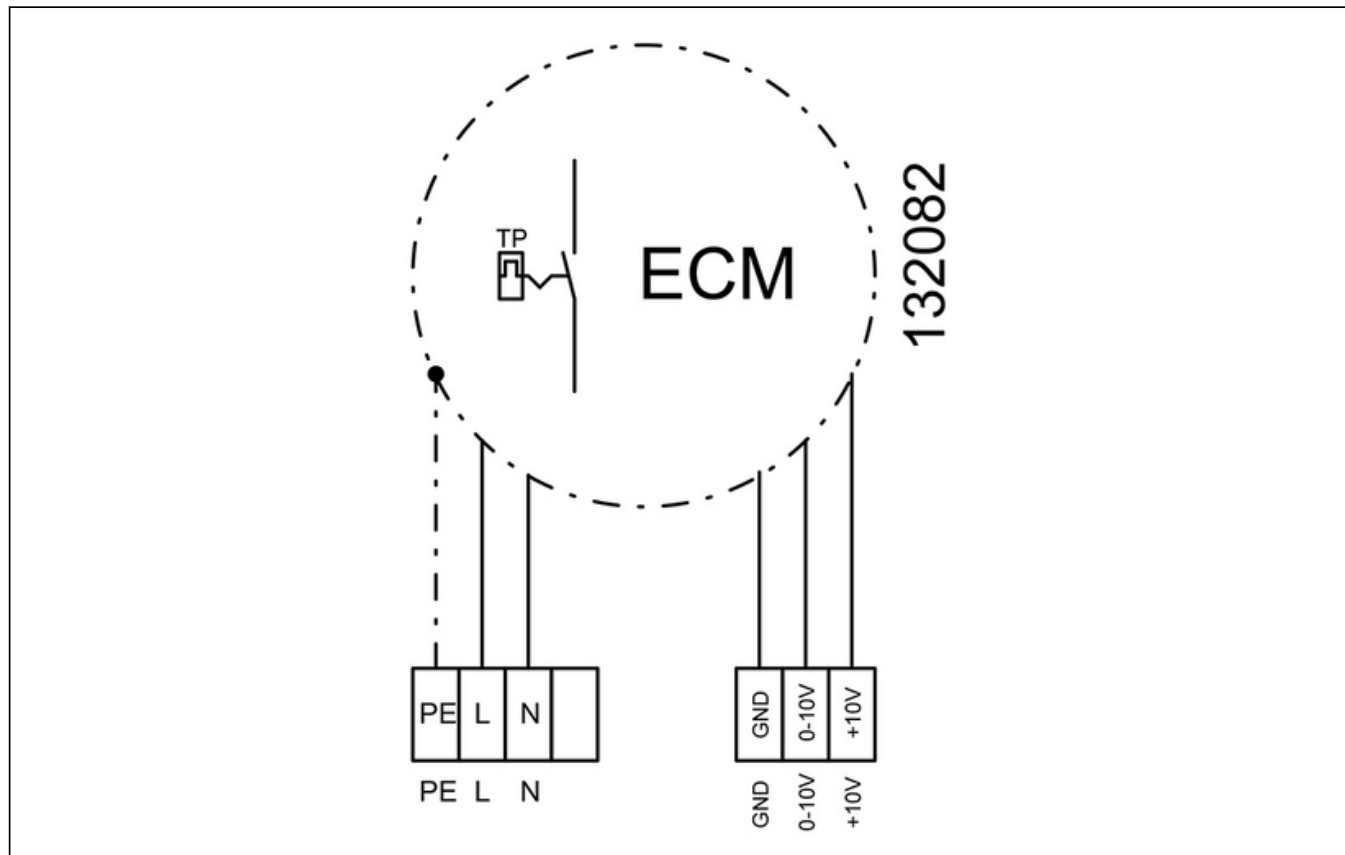


zur Produktseite

KVRI 6035 EC 31

131440

ruck

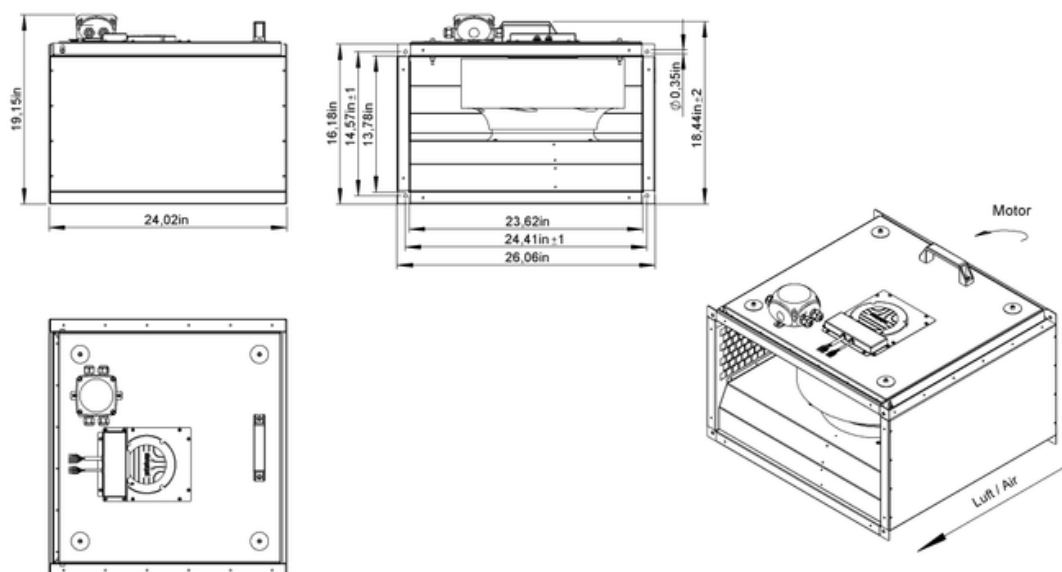


zur Produktseite

KVRI 6035 EC 31

131440

ruck



131440 00

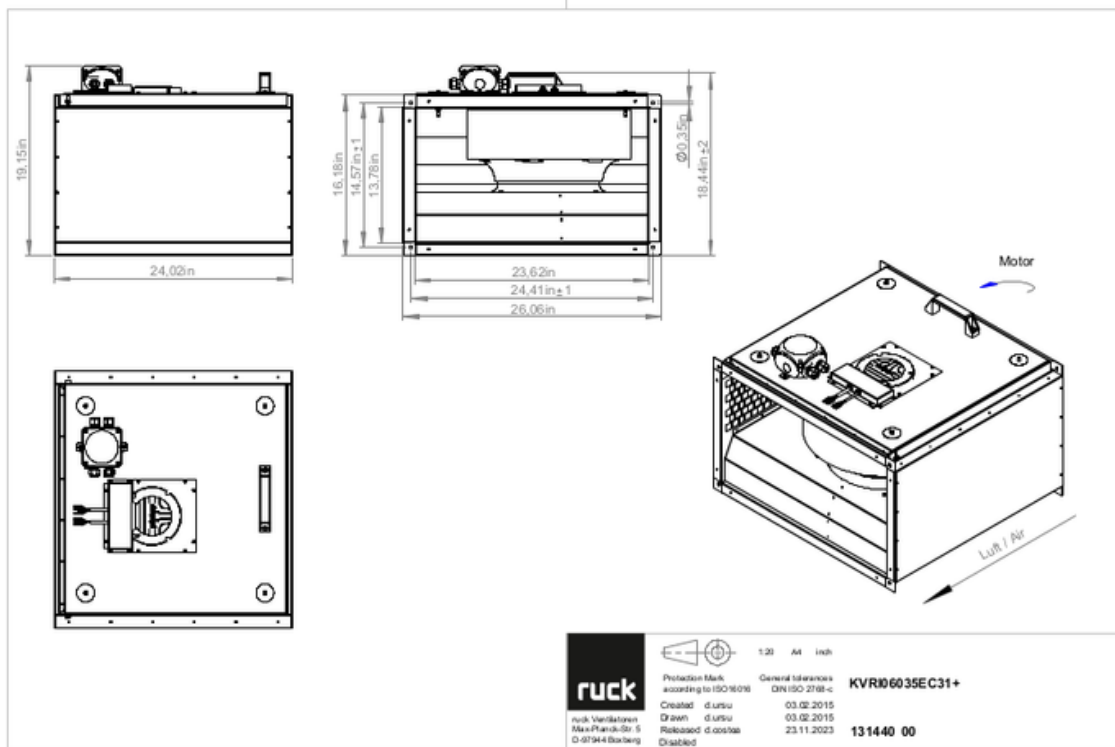


zur Produktseite

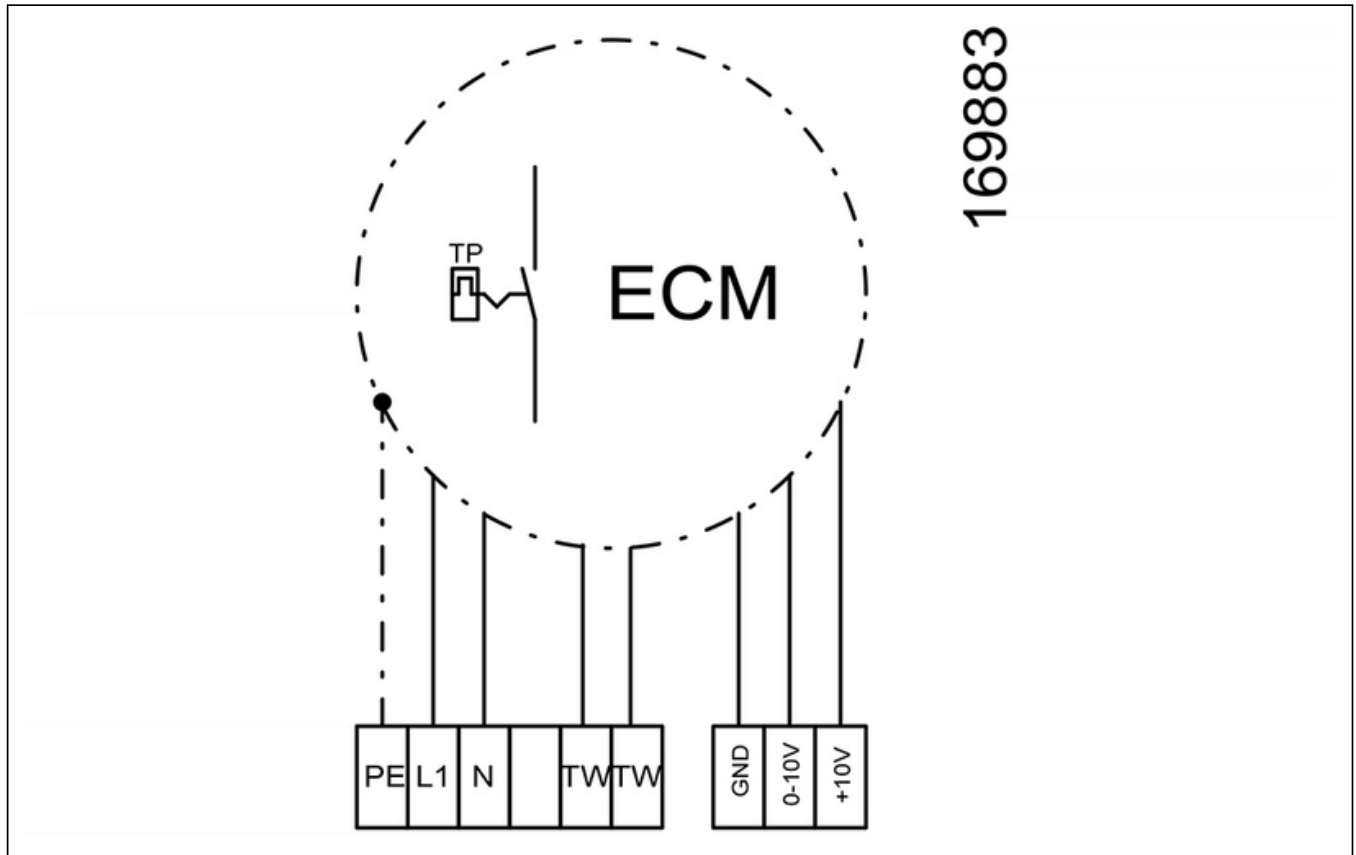
KVRI 6035 EC 31

131440

ruck



zur Produktseite



MECHANICAL ACCESSORIES

VS 6035 | 102808



- Duct connector, flexible
- Standard profile flange P20
- Galvanized steel sheet, plastic band (PVC)
- Temperature resistant up to 70 °C

VKK 6035 | 103892



- Automatic shutter
- Plastic, weather resistant
- Temperature resistant up to 70 °C



zur Produktseite

ELECTRICAL ACCESSORIES

GS 03 | 107633



- Device switch
- $U_{max} = 400 \text{ V}$, $I_{max} = 25 \text{ A}$
- Switching capacity $400 \text{ V } 3\sim = 5,5 \text{ kW}$
- Protection class IP 55

CON P1000 | 115259



- Constant pressure control
- Actual value display possible via optional control unit
- Output 0-10 V DC + FC enable + setpoint reached
- Pressure setting by means of decade switch

MTP 20 | 128146



- Potentiometer 10 k Ω
- Switching contact 1A/250V AC - 2,5A/12V DC
- Max. ambient temperature 50 °C
- VDE

MTP 30 | 143289



- Stepped potentiometer 10 k Ω
- Step 1 + 2 settable 10 % - 100 % Vdc
- Step 3 100 % Vdc
- Supply voltage +10 Vdc

MTP 40 | 147359



- Potentiometer 10 k Ω
- Connection in terminal box
- Max. ambient temperature 50 °C
- PU: 20 pieces

MTP 50 | 153133



- Potentiometer with multifunction output
- 230 VAC $\pm 10 \%$ / 50-60 Hz
- Selectable output: 1-10 VDC / 2-20 mA / 10-100 % PWM
- Min. and max. output value adjustable

