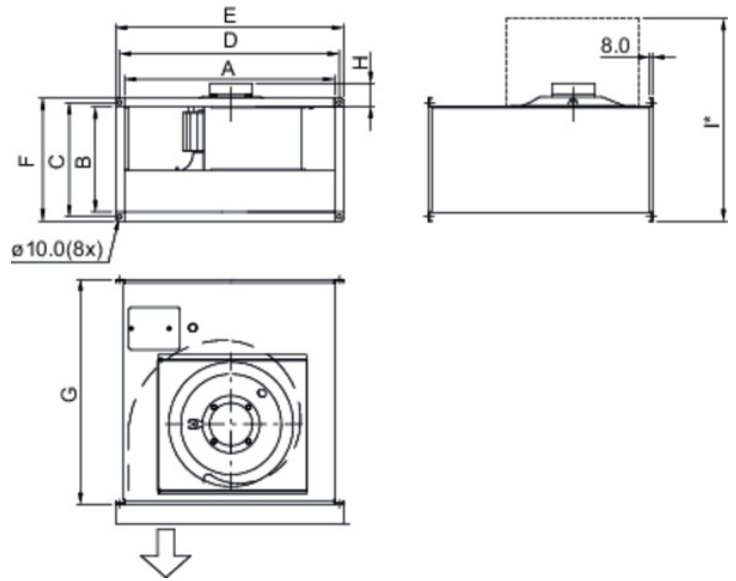




Technical parameters

Nominal data	
Voltage (nominal)	400 V
Frequency	50 Hz
Phases	3~
Input power	220 W
Input current	0.44 A
Impeller speed	826 rpm
Air flow	max 1,372 m ³ /h
Temperature of transported air	max 70 °C
Max temperature of transported air, when speed controlled	70 °C
Sound data	
Sound pressure level at 3m (20m ² Sabin)	44 dB(A)
Protection/Classification	
Enclosure class, motor	IP54
Insulation class	F
Data according to ErP	
Energy class, Basic unit	E
Energy class, Local demand	B
ErP ready	ErP 2016; ErP 2018
Dimensions and weights	
Duct dimension, inlet (height x width)	250 x 500 mm
Duct dimension, outlet (height x width)	250 x 500 mm
Weight	16.5 kg
Others	
Duct connection type	Rectangular
Motor type	AC

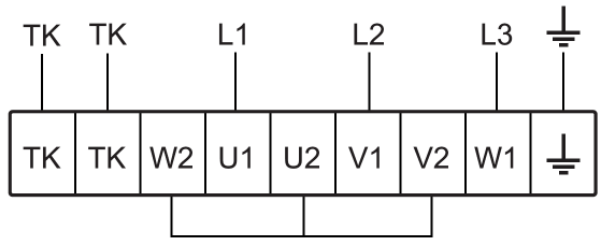
Dimension



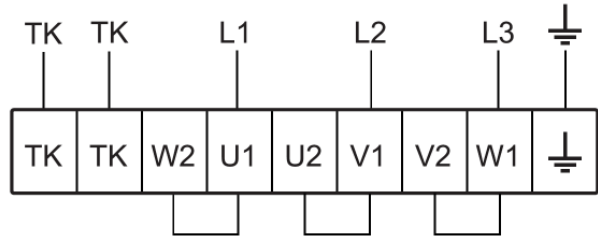
	A	B	C	D	E	F	G	H	I*
KT 40-20	398	198	220	420	440	240	502	32	530
KT 50-25	498	248	270	520	540	290	532	68	610
KT 50-30	498	298	320	520	540	340	562	68	695
KT 60-30	598	298	320	620	640	340	642	89	715
KT 60-35	598	348	370	620	640	390	717	92	805
KT 70-40-4	698	398	420	720	740	440	787	92	900
KT 70-40-6/8	698	398	420	720	740	440	787	92	900
KT 80-50	798	497	520	820	840	540	880	113	1090
KT 100-50	998	497	520	1020	1040	540	980	113	1140

I* = Dimension with fully open hatch.

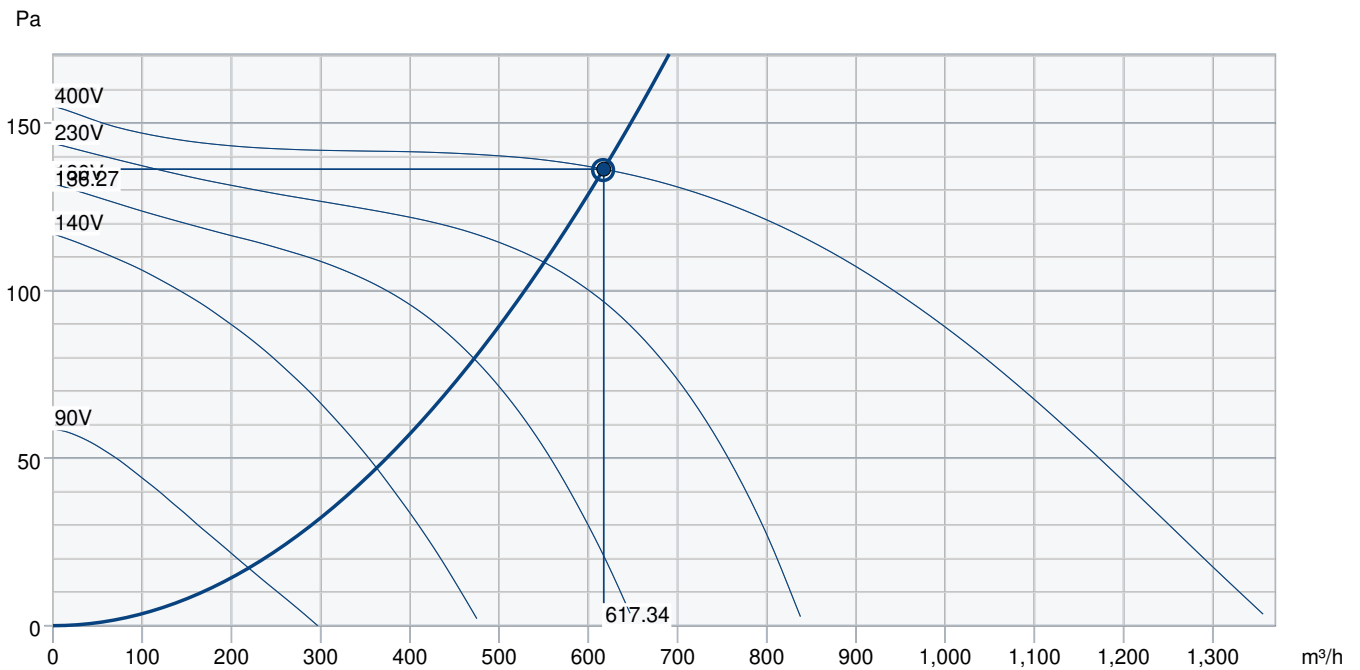
400V 3~



230V 3~



Performance curve



Hydraulic data	
Required air flow	617 m³/h
Required static pressure	136 Pa
Working air flow	617 m³/h
Working static pressure	136 Pa
Air density	1.204 kg/m³
Power	99.8 W
Fan control - RPM	947 rpm
Current	0.30 A
SFP	0.582 kW/m³/s
Control voltage	400.0 V
Supply voltage	400 V

Sound power level		63	125	250	500	1k	2k	4k	8k	Total
Inlet	dB(A)	53	59	56	52	53	53	50	44	63
Outlet	dB(A)	51	55	56	60	59	57	55	48	66
Surrounding	dB(A)	33	41	46	45	44	37	33	30	51
Sound pressure level at 3m (20m² Sabine)	dB(A)	-	-	-	-	-	-	-	-	44
Sound pressure level at 3m free field	dB(A)	-	-	-	-	-	-	-	-	30

Accessories

Frequency converter FRQ5S-4A (36233)

GFL 50-25 Counter flange (2706)

Motor protect. switch S-DT 16E (161207)

RTRD 2 Speed Cont. Systemair (5941)

WSG 50-25 weather prot. guard (30590)

DTV500A (96807)

Presence detector/IR24-P (6995)

Safety switch 3-pole grey (210680)

VBR 50-25-2 Water heating batt (5464)

DXRE 50-25-3-2,5 Duct cooler (7952)

LDR 50-25 Silencer (5070)

RB 50-25/15-1 400V/3 Duct heat (9629)

RBM 50-25/15 400V/3 Duct heate (5451)

Room hygrostat HR-S (286251)

TUNE-S-500x250-M4 (420833)

Frequency converter FRQS-4A (36231)

Motor protect. switch S-DT 16 (161206)

REV-5POL/07-7,5kW R/Y (33980)

RTRDU 2 Speed contr. Systemair (5945)

CO2RT-R-D Transmitter (6993)

HR1 Room Humidistat (215150)

RT 0-30 Room Thermostat (5151)

T 120 Timer (5165)

DS 50-25 Flexible connection (1542)

FFK 50-25 Filter cassette rect (1752)

PGK 50-25-3-2,0 Duct cooler (6606)

RB 50-25/22-2 400V/3 Duct heat (9633)

VBR 50-25-4 Water heating batt (5472)

TUNE-S-500x250-M0 (420829)

TUNE-S-500x250-M5 (420834)

Documents

INSTALLATION_OPERATION_AND_MAINTENANCE_INSTRUCTION_KE_KT_RS_RSI_EN_002.PDF

COMMISSIONING_RECORD_FANS_EN.PDF