

KBR Centrifugal Fans

Powerful and efficient exhaust fans for medium temperatures up to 120°C

- Up to 120°C medium temperature, continuous operation
- Acoustic and thermal insulation 50 mm
- Excellent for commercial kitchens and process exhaust systems
- Easy to service and maintain due to the swing-out inspection door

[Find more details in our online catalogue](#)



Reliability

The KBR box fans are designed for reliable, continuous use with medium temperatures up to 120°C.

The combination of reliable casing and motor construction ensure minimize the need for maintenance of the fans and allows long **continuous operation**.

Performance

High performance impeller together with **high efficient** motors are designed to ensure high-level performance to **minimize power consumption** and **maximize efficiency**.

Noise

The **casing** of **KBR** models have perfect **acoustic** and **thermal** insulation capacity.

Certifications



Green Ventilation

Features

Construction

The KBR casing is manufactured from doubleskinned galvanised sheet steel and is insulated with 50 mm mineral wool. The fan is isolated from the casing via connectors and anti-vibration dampers are incorporated into the base frame. Standard is that the motor is outside the air stream. The KBR fans have a swing-out door for easy inspection and service.

Impeller

The KBR fans use **radial** impeller with **backward curved blades**. These are made out of galvanised steel, dynamically **balanced** and paired with corresponding **IEC motor** with efficiency **IE3 or EC motor**.

Motor

Depending on the type, KBR fans are equipped with **AC** or **EC** external rotor motors. Motors are suitable for **50Hz** and **60Hz**.

Motor protection

Depending on the type, **AC** motors have an **integrated** thermal protection with manual (electrical) reset, prewired integral **thermocontact TK** or **thermistor PTC** with leads to a **motor protection device**. Fans with **EC** motors have an **integrated** electronic **thermal protection** including **locked-rotor protection** and **soft-start**.

Control

EC motors with **built-in potentiometer** to adjust working point can be also controlled by external **signal 0-10V**. **EC motors, depending on the type** are also equipped with **ModBus** communication or **alarm signal**. **AC motors** can be controlled by **5-step, stepless** speed regulator, **D/Y** switch or **frequency converter**.

Installation

The fans can be used **indoor** or with **specific accessories** also **outdoor**. Due to the mounted **base frame the fan** can stand **on floor**. For **preventing vibration** to the duct is recommended to use **flexible connection**.

Technical parameters

Nominal data

Voltage (nominal)	400	V
Frequency	50	Hz
Phases	3~	
Input power	1,212	W
Input power kW	1.212	kW
Input current	2.18	A
Impeller speed	2,945	rpm
Air flow	max 4,090	m³/h
Temperature of transported air	max 120	°C
Max temperature of transported air, when speed controlled	120	°C

Sound data

Sound pressure level at 10m (free field)	42	dB(A)
Sound pressure level at 4m (free field)	50	dB(A)

Protection/Classification

Enclosure class, motor	IP55
Insulation class	F

Dimensions and weights

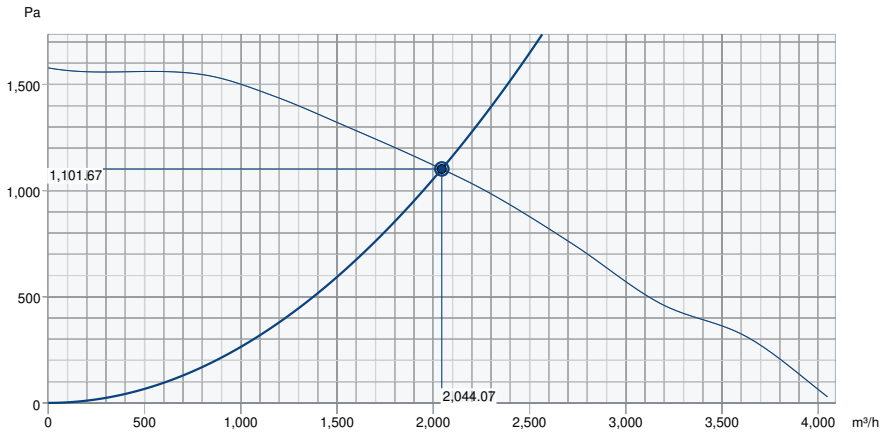
Duct dimension; Circular, inlet	315	mm
Weight	63.6	kg

Others

Motor type	AC
------------	----

Performance

Performance curve

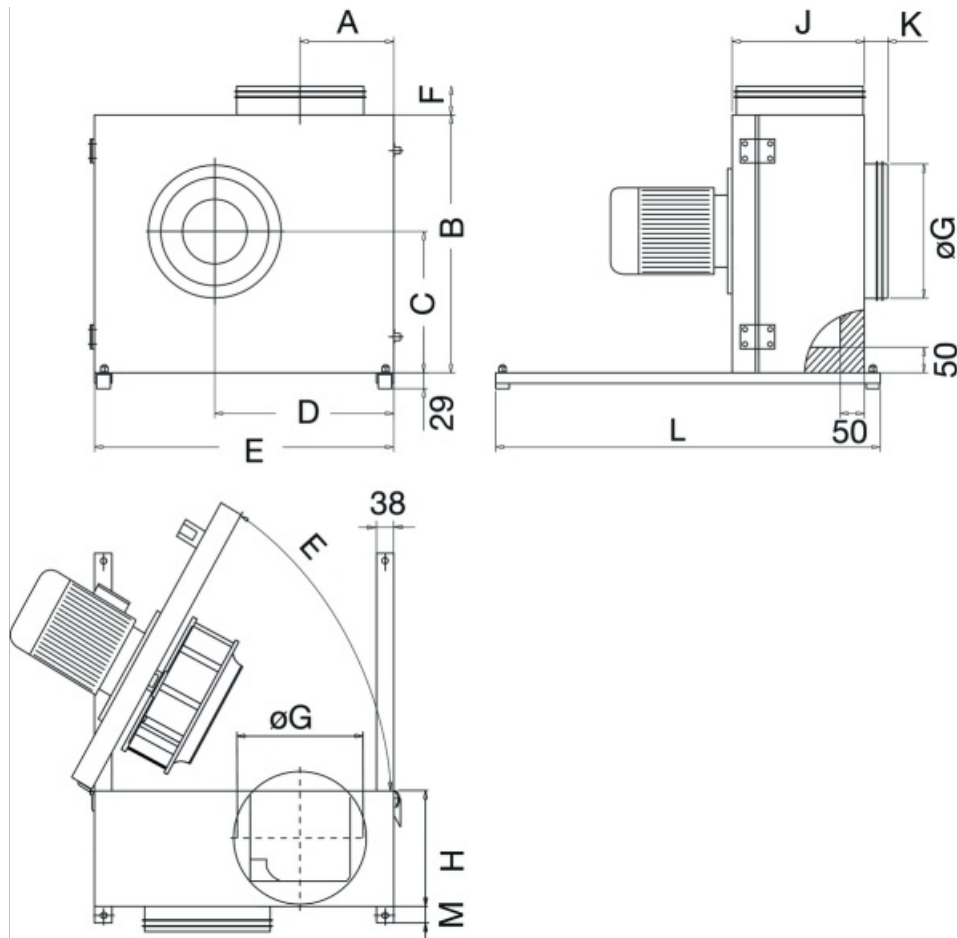


Hydraulic data

Required air flow	2,044 m³/h
Required static pressure	1,102 Pa
Working air flow	2,044 m³/h
Working static pressure	1,102 Pa
Air density	1.204 kg/m³
Power	1,171.5 W
Fan control - RPM	2,944 rpm
Current	2.14 A
SFP	2.063 kW/m³/s
Control voltage	400.0 V
Supply voltage	400 V

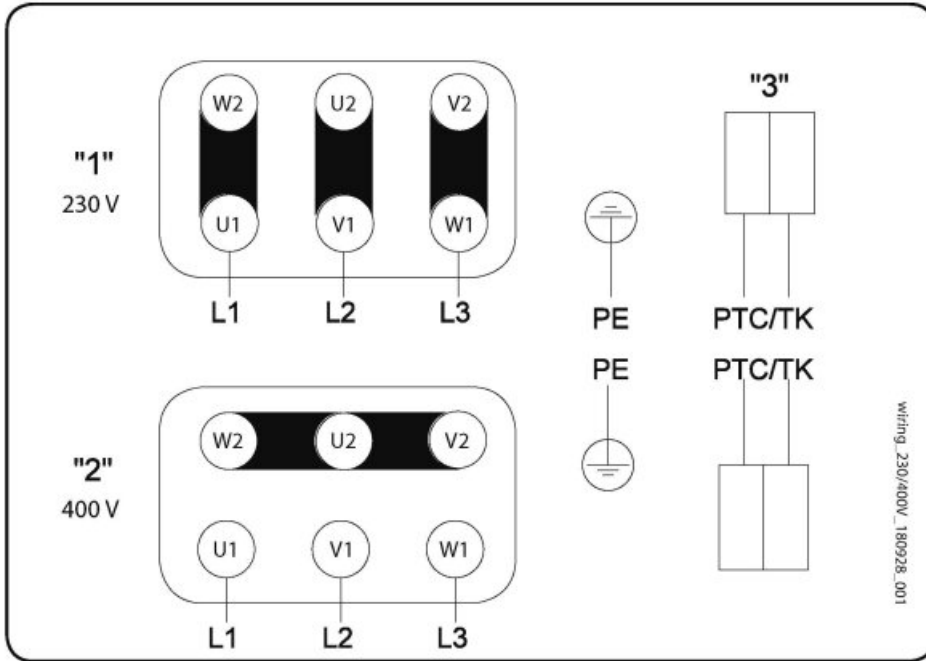
Sound power level		63	125	250	500	1k	2k	4k	8k	Total
Inlet	dB(A)	44	57	67	75	73	71	65	57	79
Outlet	dB(A)	45	59	68	76	74	73	66	59	80

Dimension



KBR	A	B	C	D	E	F	ϕG	H	J	K	L	M
315	187,5	600	339	398	690	125	315	249	307	70	770	55

Wiring



- 1 3 x 230V Delta Connection
 - 2 3 x 400V Star connection
 - 3 PTC / TK
- Changing of direction of rotation by interchanging of two phases

Accessories

- ASF 315/KB Flex. connection (2718)
- Frequency converter FRQ5-4A (36229)
- Frequency converter FRQS-4A (36231)
- REV-9POL/12-7,5kW R/Y (33981)
- WSD KBR-2 Weather roof f.motor (2729)
- ALS-KBR drain plug (2727)
- REV-5POL/07-EMV-7,5kW B/G (281744)
- Frequency converter FRQ-4A (36227)
- Frequency converter FRQ5S-4A (36233)
- REV-5POL/05-7,5kW R/Y (33979)
- U-EK230E Motor protection (30199)
- REV-5POL/07-EMV-7,5kW R/Y (34549)
- WBK 315/355 Wall bracket (2721)
- REV-9POL/12-7,5kW B/G (281743)

Documents

- Installation, Operation and Maintenance instruction_005
- EU DECLARATION OF CONFORMITY_THERMOFANS_EN_004.PDF