

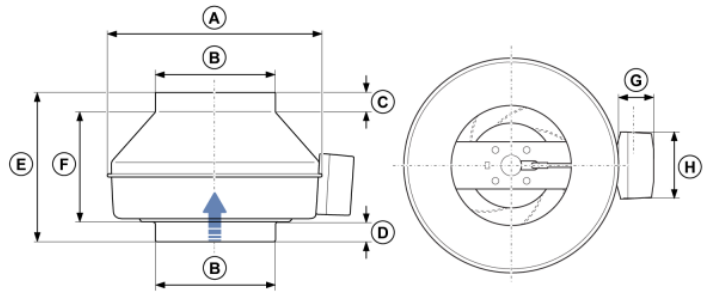


## Technical parameters

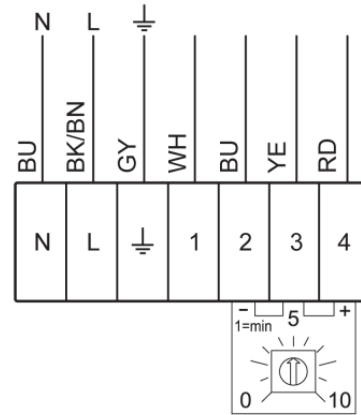
Nominal data	
Voltage (nominal)	230 V
Frequency	50; 60 Hz
Phases	1~
Input power	331 W
Input current	1.459 A
Impeller speed	2,857 rpm
Air flow	max 1,704 m³/h
Temperature of transported air	max 60 °C
Max temperature of transported air, when speed controlled	60 °C
Sound data	
Sound pressure level at 3m (20m² Sabin)	50 dB(A)
Protection/Classification	
Enclosure class, motor	IP54
Insulation class	F
Data according to ErP	
ErP ready	ErP 2018; ErP 2016
Dimensions and weights	
Duct dimension; Circular, inlet	315 mm
Duct dimension; Circular, outlet	315 mm
Weight	7.7 kg
Others	
Duct connection type	Circular
Motor type	EC

## Dimension

ØA	ØB	C	D	E	F	G	H
408	314	27	37.5	225	160.5	40	88



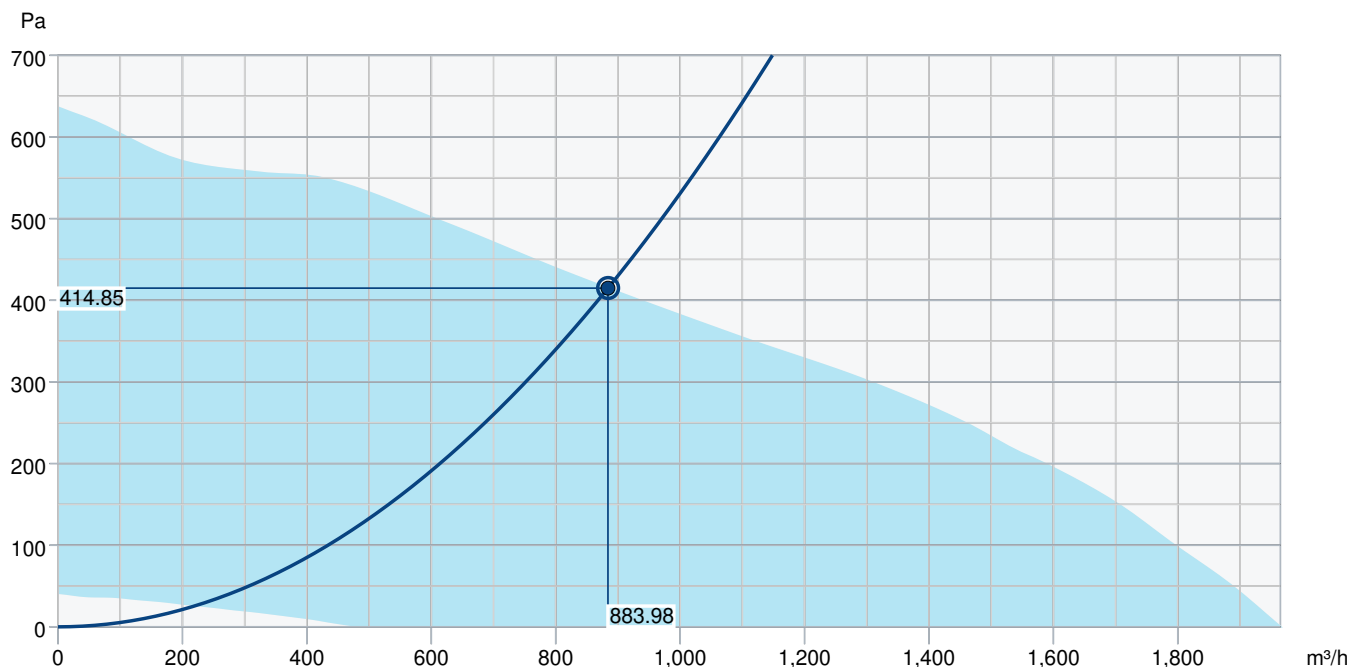
## Wiring



Terminal	Cable	Description
N	BU = Blue	
L	BK/BN = Black or Brown	
GND	GY = Green/Yellow	
1	WH = White	Tacho output, Isink max 10mA
2	BU = Blue	GND
3	YE = Yellow	Control input 0-10 VDC/PWM
4	RD = Red	Output 10 VDC max 1.1 mA

Internal potentiometer is mounted (removable) on the terminal block from the factory. Remove the internal potentiometer when you use an external speed controller for the EC fan.

## Performance curve



Hydraulic data										
Required air flow	884 m³/h									
Required static pressure	415 Pa									
Working air flow	884 m³/h									
Working static pressure	415 Pa									
Air density	1.204 kg/m³									
Power	269.9 W									
Fan control - RPM	2,857 rpm									
Current	1.24 A									
SFP	1.099 kW/m³/s									
Control voltage	10.0 V									
Supply voltage	230 V									
Sound power level		63	125	250	500	1k	2k	4k	8k	Total
Inlet	dB(A)	70	76	73	72	71	70	66	57	80
Outlet	dB(A)	73	70	74	71	72	71	65	55	80
Surrounding	dB(A)	30	31	51	51	49	49	44	30	56
Sound pressure level at 3m (20m² Sabine)	dB(A)	-	-	-	-	-	-	-	-	49
Sound pressure level at 3m free field	dB(A)	-	-	-	-	-	-	-	-	35
Accessories										

## Accessories

CXE/AVC Modbus (37256)

EC-Basic-H humidity (24807)

EC-Basic-U universal 0-10V (24806)

EC-Vent control board (3115)

MTP 10, 10K, Speed control (32731)

Potentiometer MTP 20, 0-10V (310220)

SG 315 Protection guard (5611)

VKK-315 Back draft damper (1628)

CO2RT-R-D Transmitter (6993)

Presence detector/IR24-P (6995)

Safety switch 2-pole grey (210679)

CB 315-3,0 230V/1 Duct heater (5386)

CBM 315-9,0 400V/3 Duct heater (5485)

CWK 315-3-2,5 Duct cooler,circ (30025)

FGR 315 Filter cassette (1818)

LDC 315-900 Silencer (5197)

VBC 315-2 Water heating batt (5461)

VBF 315 Water heating battery (1734)

Room hygrostat HR-S (286251)

EC-Basic-CO2 and temperature (24808)

EC-Basic-T temperature (24805)

EC-Selector (9908)

EC-Vent Room Unit (3018)

MTV-1/010 Controller 0..10V+ (30650)

REV-3POL/03-7,5kW R/Y (33978)

Step switch S-5EC-2, 0-10V (449084)

CB 315-6,0 400V/2 Duct heater (5374)

HR1 Room Humidistat (215150)

RT 0-30 Room Thermostat (5151)

CB 315-12,0 400V/3 Duct heater (5387)

CB 315-9,0 400V/3 Duct heater (5375)

CBMF 315-9,0 400V/3 Duct heater (12354)

FFR 315 Filter cassette (1779)

FK 315 Fast clamp (1613)

RSK-315 Back draft damper (5604)

VBC 315-3 Water heating batt (9844)

VK-30 Louvre shutter (5641)

## Documents

INSTALLATION\_OPERATION\_AND\_MAINTENANCE\_INSTRUCTION\_K\_KV\_PRIO\_273896\_EN\_008.PDF

COMMISSIONING\_RECCORD\_FANS\_EN.PDF