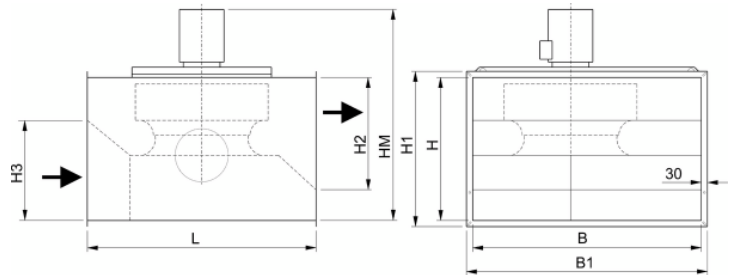


Technical parameters

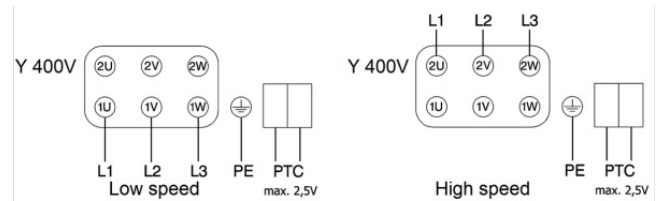
Nominal data	
Voltage (nominal)	400 V
Frequency	50 Hz
Phases	3~
Motor circuit connection	Y
Input power	3,186 W
Starting current	38 A
Input current	6.3 A
Impeller speed	1,453 rpm
Air flow	max 14,900 m ³ /h
Max. Temperature of transported air for 120 min	400 °C
Temperature of transported air	max 120 °C
Sound data	
Sound pressure level at 3m (20m ² Sabin)	74 dB(A)
Protection/Classification	
Enclosure class, motor	IP55
Insulation class	F
Data according to ErP	
ErP ready	Not ErP relevant
Dimensions and weights	
Weight	152 kg
Others	
Duct connection type	Rectangular
Motor type	AC

Dimension



	B	H	L	B1	H1	H2	H3	~HM
BKF 630D4-6-XS, D4-8-XS	1120	700	1120	1180	760	570	570	1055

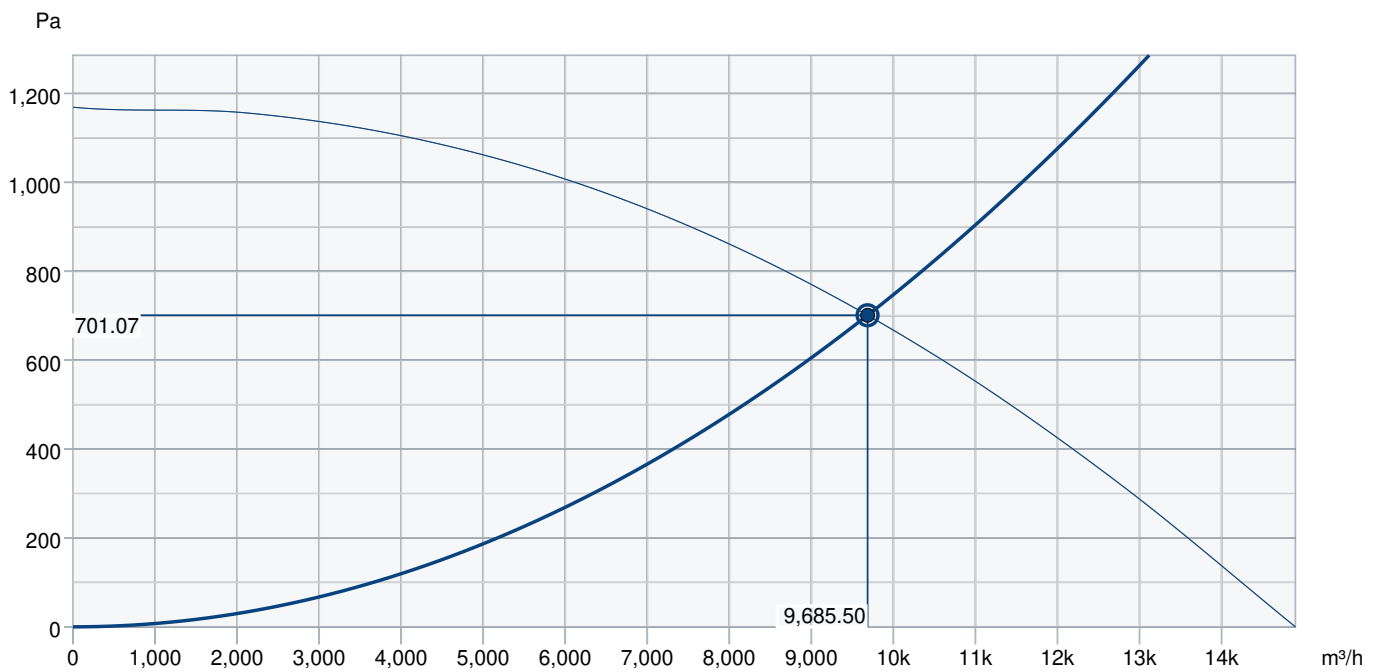
Wiring



Left connection: low speed

Right connection: high speed

Performance curve



Hydraulic data

Required air flow	9,685 m³/h
Required static pressure	701 Pa
Working air flow	9,686 m³/h
Working static pressure	701 Pa
Air density	1.204 kg/m³
Power	3,219.9 W
Fan control - RPM	1,453 rpm
Current	6.26 A
SFP	1.197 kW/m³/s
Control voltage	400.0 V
Supply voltage	400 V

Accessories

U-EK230E Motor protection (30199)
FLC BKF 630 (95737)
U-EK plastic housing IP65 (298149)

DRAIN NIPPLE BKF (95458)
PG-BKF 630-710 (95747)
WPR BKF 630 (95742)

Documents

BKF_E8306_15_06_2017.pdf
IMO_BKF
BKF_630_m100_112_01.dxf
Certificate-DVV-DVG-BKF-MRH-CPR-597958