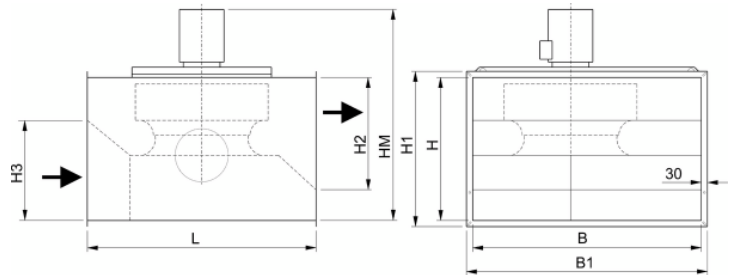


Technical parameters

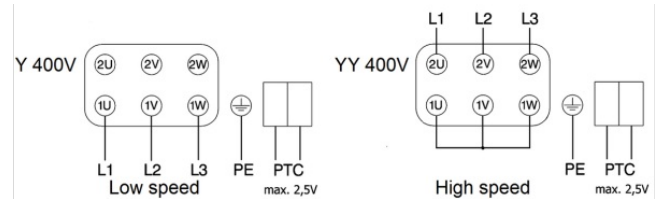
Nominal data	
Voltage (nominal)	400 V
Frequency	50 Hz
Phases	3~
Motor circuit connection	YY
Input power	790 W
Starting current	4.7 A
Input current	1.65 A
Impeller speed	1,432 rpm
Air flow	max 5,141 m ³ /h
Max. Temperature of transported air for 120 min	400 °C
Temperature of transported air	max 120 °C
Sound data	
Sound pressure level at 3m (20m ² Sabin)	61 dB(A)
Protection/Classification	
Enclosure class, motor	IP55
Insulation class	F
Data according to ErP	
ErP ready	Not ErP relevant
Dimensions and weights	
Weight	69 kg
Others	
Duct connection type	Rectangular
Motor type	AC

Dimension



	B	H	L	B1	H1	H2	H3	-HM
BKF 400D4-XL, D6-XL, D4-6-XL, D4-8-XL	800	500	780	860	560	420	420	741

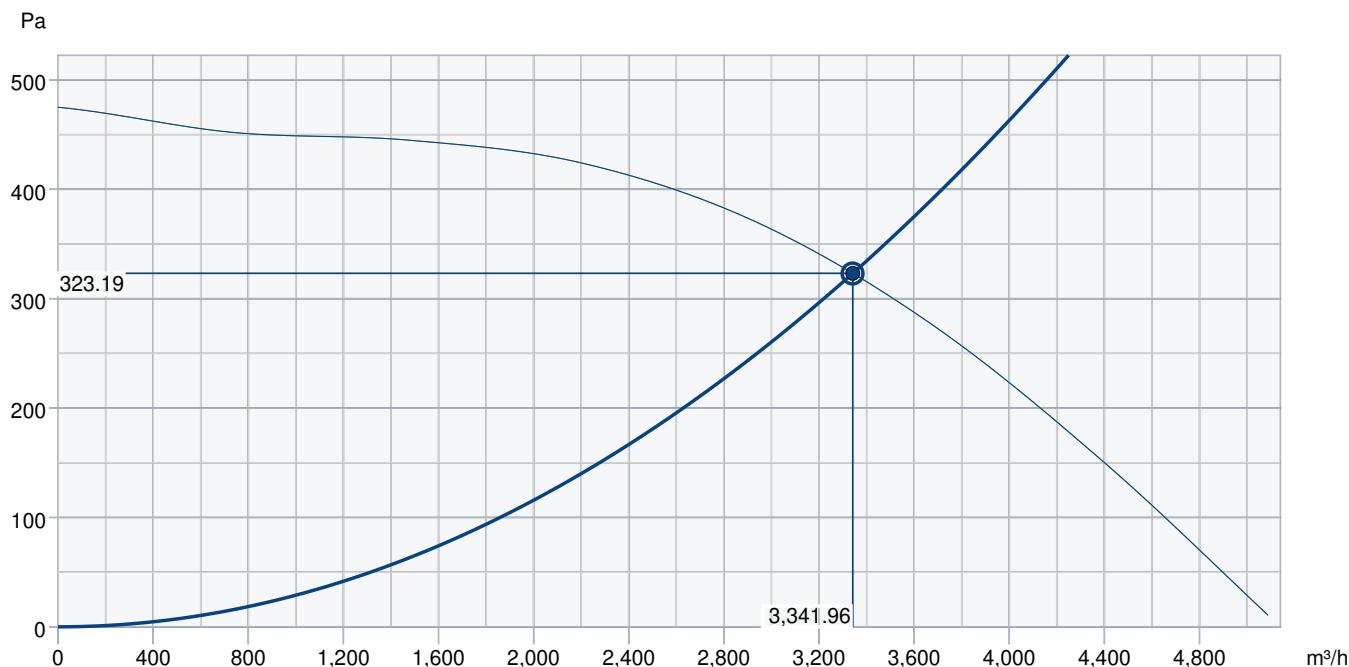
Wiring



Left connection: low speed

Right connection: high speed

Performance curve



Hydraulic data

Required air flow	3,341 m³/h
Required static pressure	323 Pa
Working air flow	3,342 m³/h
Working static pressure	323 Pa
Air density	1.204 kg/m³
Power	772.7 W
Fan control - RPM	1,431 rpm
Current	1.64 A
SFP	0.832 kW/m³/s
Control voltage	400.0 V
Supply voltage	400 V

Accessories

AES3.2-0.55kW, DA control unit (77130)

DRAIN NIPPLE BKF (95458)

PG-BKF 400-450 (95745)

WPR BKF 400-450 (95740)

U-EK230E Motor protection (30199)

FLC BKF 400-450 (95735)

U-EK plastic housing IP65 (298149)

Documents

BKF_E8306_15_06_2017.pdf

IMO_BKF

BKF_400_450_02.dxf

Certificate-DVV-DVG-BKF-MRH-CPR-597958