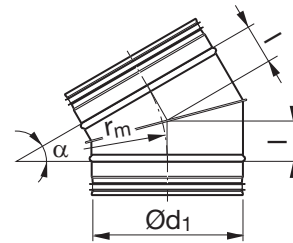


# Bend – lockseamed

# BFU 30°



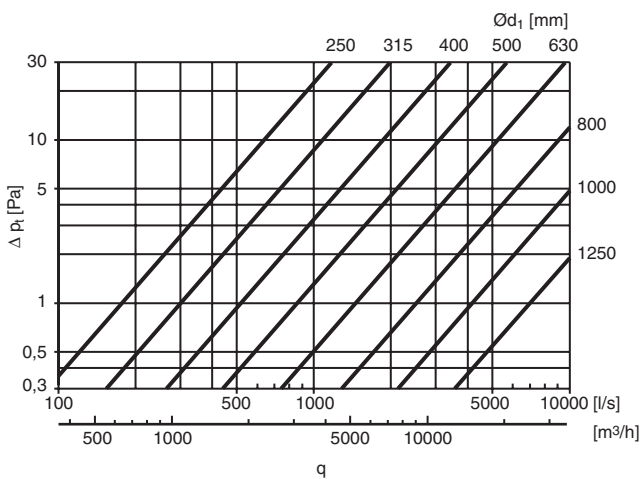
## Dimensions



$$r_m = 1 \cdot d_1$$

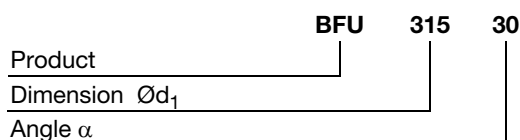
## Description

Segmented and lockseamed bend.



$\text{O}d_1$ nom	l mm	m kg
250	67	1,00
280	75	1,10
300	80	1,30
315	84	1,42
355	95	1,70
400	107	2,27
450	121	3,00
500	134	3,70
560	150	4,60
600	161	5,10
630	169	5,60
710	190	8,60
800	214	11,0
900	241	10,9
1000	268	13,4
1120	300	16,1
1250	335	19,0

## Ordering example



- 1
- 2
- 3
- 4
- 5
- 6
- 7
- 8
- 9
- 10
- 11
- 12
- 13
- 14
- 15
- 16
- 17
- 18