

Item Number 7248540

Comet Tiffany Ceiling Fan

132 cm Espresso Finish Reversible Blades (Wengue/Dark Cherry) Includes Light Kit with Tiffany Glass

Specifications

Size.....	132 cm
Blades.....	Reversible MDF Blades (Wengue/Dark Cherry)
Blade Pitch.....	12°
Approved Location.....	Indoor
Suggested Room Size.....	Great Room (up to 25 m ²)
Down Rod.....	10 cm
Installation.....	Dual Mounting
Max. Ceiling Angle.....	18°
Lead Wire.....	15 cm
Light Bulb Usage.....	Use (3) E14 Base Lamps, 60 Watt Maximum (not included)
Control	Remote/Wall Control Adaptable
Motor Finish.....	Espresso
Motor Material	Cold Rolled Steel Motor 153mm x 15mm
Reverse Airflow.....	Yes
Noise Level.....	49 db(A)
Capacitor	Dual
Weight net/gross.....	7,4 / 8,4 kg
Box Dimensions.....	33 x 21,2 x 63 cm
EAN Code.....	4895105608093



Reversible Dark Cherry Finish Blades

Energy Information

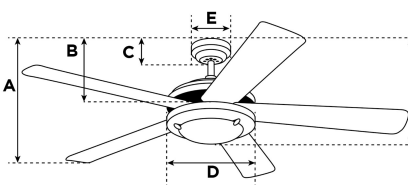
Voltage (Hz).....	230V / 50Hz
Airflow Efficiency.....	3 m ³ /Min/W
Electricity Use (excludes lights)	58 Watt
Airflow.....	166 m ³ /Min
Max rpm	165
Electricity consumption/year..	19.55 kWh




Warranty

Ceiling fans backed by our extended Warranty have a 10 year motor warranty and a 2-year warranty on all other parts.

A. Top of Canopy to Bottom of Blades	31 cm
B. Top of Canopy to Bottom of Switch House	27 cm
C. Top of Canopy to Bottom of Canopy	6 cm
D. Width of Motor Housing.....	29 cm
E. Width of Canopy.....	15 cm
F. Top of Canopy to Bottom of Glass	38 cm



Westinghouse 7248540

 This luminaire is compatible with bulbs of the energy classes:

A++

A+

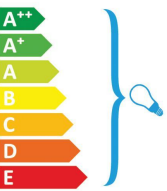
A


B

C

D


E



874/2012 

Specifications are subject to change without notice, please visit www.westinghouselighting.eu for latest information.

Tel.: (0049)-(0)-2161-57307-0, www.westinghouselighting.eu

 , WESTINGHOUSE, and INNOVATION YOU CAN BE SURE OF are registered trademarks of Westinghouse Electric Corporation.

Used under license by Westinghouse Lighting Corporation. All Rights Reserved.